



MAKE WORK
LIFE EASIER



INTELLIGENT
TORCH SOLUTIONS

ARC M SERIES



A Passion for Technology & Innovation

To produce hand tools that reach the pinnacle of performance, durability and functionality you have to be passionate about what you do.

At Arc Torchology the research and development department is the beating heart of our company.

Every single component is conceived, developed, manufactured and tested in-house.

Our development and testing activities are loaded with cutting edge technologies, many of which have been developed specifically by us to meet the very stringent demands we place on our design solutions.

These specialized, bespoke solutions allow us to develop products that surpass the prerequisite of industry standards, inventing increasingly more beneficial products that deliver maximum results for the operator.

This is not business as usual.

FEATURING NEW TECHNOLOGIES



find out more arctorchology.com

Contents

Arc M Range Overview and Ratings	2
----------------------------------	---

Torch Range

Industrial Air-Cooled Series	M1	8
	M18	10
	M2	12
	M22	14
Industrial Air-Cooled Series - Multijust	M2M	16
	M22M	18
High Performance Air-Cooled Series	M3	20
	M4	22
	M5	24
	M6	26
High Performance Liquid-Cooled Series	M4W New	28
	M5W	30
	M55W	32
	M65W/M65WS	34
	M65WLP	36
High Performance Liquid-Cooled Series - Multijust	M5WM New	38
	M55WM New	40
High Performance Liquid-Cooled Auto Series	M65WA Auto New	42
Wear Parts		
	Industrial Series	44
	High Performance Series	47

AIR-COOLED

Arc M Industrial Mig Series



MAKE WORK
LIFE EASIER

TECHNICAL SPECIFICATIONS

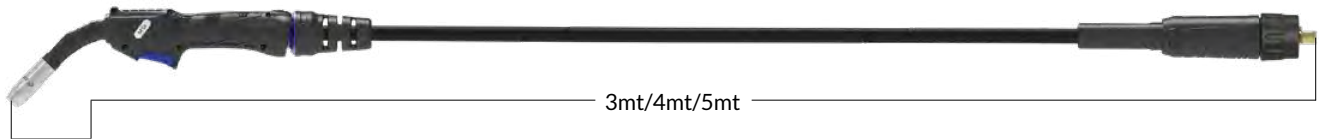
M1 IEC/EN 60974-7

Cooling Method	Air-Cooled	
Rating:	CO ₂	180A
	Mixed Gas M21	150A
Duty Cycle	60%	
Wire Size	0.6-1.0mm	



M18 IEC/EN 60974-7

Cooling Method	Air-Cooled	
Rating:	CO ₂	210A
	Mixed Gas M21	180A
Duty Cycle	60%	
Wire Size	0.6-1.0mm	




M2 / M2M Multijust IEC/EN 60974-7

Cooling Method	Air-Cooled	
Rating:	CO ₂	230A
	Mixed Gas M21	200A
	Pulse	110A
Duty Cycle	60%	
Wire Size	0.8-1.2mm	




M2 Video



M22 / M22M Multijust IEC/EN 60974-7

Cooling Method	Air-Cooled	
Rating:	CO ₂	250A
	Mixed Gas M21	220A
	Pulse	120A
Duty Cycle	60%	
Wire Size	0.8-1.2mm	



AIR-COOLED

Arc M High Performance Mig Series



MAKE WORK
LIFE EASIER

M3 IEC/EN 60974-7

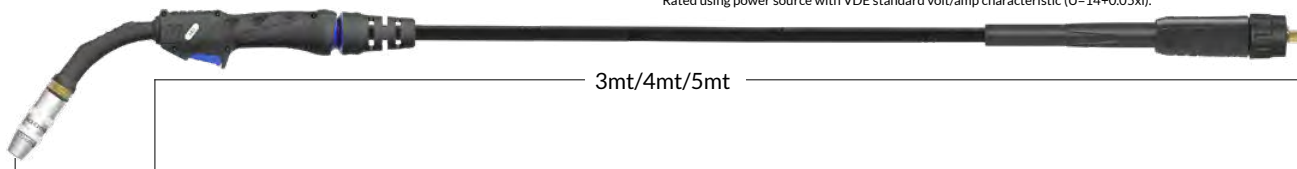
Cooling Method	Air-Cooled	Max. Load
CO ₂	300A	10.5KW
Rating: Mixed Gas M21	270A	8.9KW
Duty Cycle	60%	
Wire Size	0.9-1.2mm	

Standard: EN 50078

Cooling Method	Air-Cooled
CO ₂	340A
Rating: Mixed Gas M21	325A
Duty Cycle	60%
Wire Size	0.9-1.2mm



Rated using power source with VDE standard volt/amp characteristic (U=14+0.05xI).



M4 IEC/EN 60974-7

Cooling Method	Air-Cooled	Max. Load
CO ₂	350A	14.1KW
Rating: Mixed Gas M21	320A	11.4KW
Duty Cycle	60%	
Wire Size	0.9-1.2mm	

Standard: EN 50078

Cooling Method	Air-Cooled
CO ₂	410A
Rating: Mixed Gas M21	380A
Duty Cycle	60%
Wire Size	0.9-1.2mm



Rated using power source with VDE standard volt/amp characteristic (U=14+0.05xI).



M5 IEC/EN 60974-7

Cooling Method	Air-Cooled	Max. Load
CO ₂	390A	14.6KW
Rating: Mixed Gas M21	360A	12.2KW
Duty Cycle	60%	
Wire Size	0.9-1.6mm	

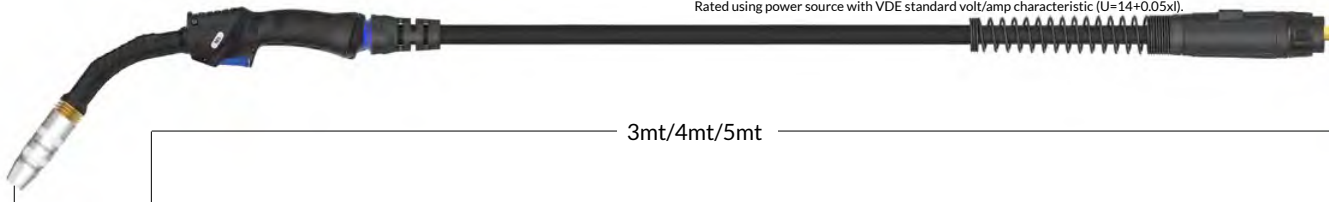
Standard: EN 50078

Cooling Method	Air-Cooled
CO ₂	420A
Rating: Mixed Gas M21	375A
Duty Cycle	60%
Wire Size	0.9-1.6mm



M5 Video

Rated using power source with VDE standard volt/amp characteristic (U=14+0.05xI).



M6 IEC/EN 60974-7

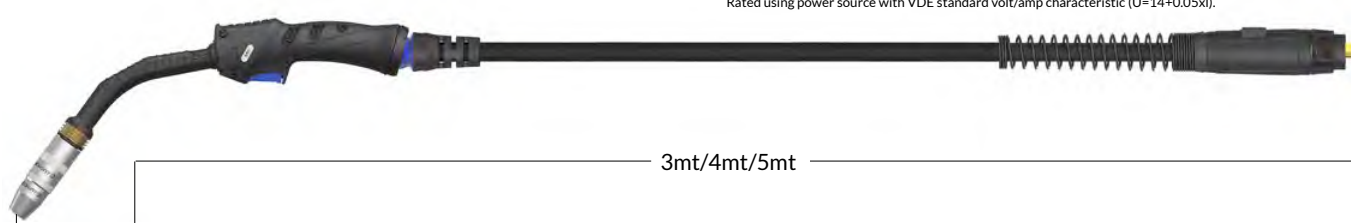
Cooling Method	Air-Cooled	Max. Load
CO ₂	430A	17.6KW
Rating: Mixed Gas M21	400A	14.8KW
Duty Cycle	60%	
Wire Size	0.9-2.0mm	

Standard: EN 50078

Cooling Method	Air-Cooled
CO ₂	470A
Rating: Mixed Gas M21	420A
Duty Cycle	60%
Wire Size	0.9-2.0mm



Rated using power source with VDE standard volt/amp characteristic (U=14+0.05xI).



The design, manufacturing and quality systems of Arc Torchology are certified by **BVQI** in accordance with EN/ISO 9001:2015

LIQUID-COOLED


Arc M High Performance Mig Series



MAKE WORK
LIFE EASIER

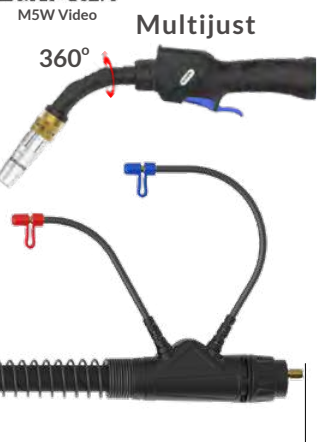
M4W IEC/EN 60974-7

Cooling Method	Liquid-Cooled			
	Cooler Rating	Max. A	Pulse	Max. Load
Rating: CO ₂	1000W	400A	-	15.4KW
Rating: Mixed Gas M21	1000W	350A	300A	12.8KW
Duty Cycle		100%	100%	
Wire Size	Filler Wires	Fe, Fe-MC / FC		0.9-1.6mm
	Filler Wires	Ss, Ss-MC / FC		0.9-1.6mm
	Filler Wires	Al		1.0-1.6mm
Minimum Liquid Flow Rate	1.5 l/min			Important: Please note minimum inlet pressure and flow rate. Low pressure will affect torch performance
Minimum Liquid Inlet Pressure	2.5 Bar			
Maximum Liquid Inlet Pressure	5.0 Bar			
Maximum Liquid Inlet Temperature	50°C			
Operating Temperature Range	-10...+40°C			



M5W / M5WM Multijust IEC/EN 60974-7

Cooling Method	Liquid-Cooled			
	Cooler Rating	Max. A	Pulse	Max. Load
Rating: CO ₂	1600W	560A	-	24KW
	1200W	540A	-	22KW
	1000W	510A	-	20KW
Rating: Mixed Gas M21	1600W	540A	380A	22KW
	1200W	520A	350A	21KW
	1000W	500A	340A	19.5KW
Duty Cycle		100%	100%	
Wire Size	Filler Wires	Fe, Fe-MC / FC		0.9-1.6mm
	Filler Wires	Ss, Ss-MC / FC		0.9-1.6mm
	Filler Wires	Al		1.0-1.6mm
Minimum Liquid Flow Rate	1.5 l/min			Important: Please note minimum inlet pressure and flow rate. Low pressure will affect torch performance
Minimum Liquid Inlet Pressure	2.5 Bar			
Maximum Liquid Inlet Pressure	5.0 Bar			
Maximum Liquid Inlet Temperature	50°C			
Operating Temperature Range	-10...+40°C			



LIQUID-COOLED



Arc M High Performance Mig Series



MAKE WORK
LIFE EASIER



M55W / M55WM Multijust IEC/EN 60974-7

Cooling Method	Liquid-Cooled			
	Cooler Rating	Max. A	Pulse	Max. Load
Rating: CO ₂	1600W	580A	-	25KW
	1200W	550A	-	23KW
	1000W	520A	-	21KW
Rating: Mixed Gas M21	1600W	560A	400A	23KW
	1200W	530A	360A	21.5KW
	1000W	510A	350A	20KW
Duty Cycle		100%	100%	
Wire Size	Filler Wires	Fe, Fe-MC / FC		0.9-2.0mm
	Filler Wires	Ss, Ss-MC / FC		0.9-1.6mm
	Filler Wires	Al		1.0-2.0mm
Minimum Liquid Flow Rate	1.5 l/min		Important: Please note minimum inlet pressure and flow rate. Low pressure will affect torch performance	
Minimum Liquid Inlet Pressure	2.5 Bar			
Maximum Liquid Inlet Pressure	5.0 Bar			
Maximum Liquid Inlet Temperature	50°C			
Operating Temperature Range	-10...+40°C			



M65W IEC/EN 60974-7

Cooling Method	Liquid-Cooled			
	Cooler Rating	Max. A	Pulse	Max. Load
Rating: CO ₂	1600W	580A	-	25KW
	1200W	550A	-	23KW
	1000W	520A	-	21KW
Rating: Mixed Gas M21	1600W	560A	400A	23KW
	1200W	530A	360A	21.5KW
	1000W	510A	350A	20KW
Duty Cycle		100%	100%	
Wire Size	Filler Wires	Fe, Fe-MC / FC		0.9-2.0mm
	Filler Wires	Ss, Ss-MC / FC		0.9-1.6mm
	Filler Wires	Al		1.0-2.0mm
Minimum Liquid Flow Rate	1.5 l/min		Important: Please note minimum inlet pressure and flow rate. Low pressure will affect torch performance	
Minimum Liquid Inlet Pressure	2.5 Bar			
Maximum Liquid Inlet Pressure	5.0 Bar			
Maximum Liquid Inlet Temperature	50°C			
Operating Temperature Range	-10...+40°C			



The design, manufacturing and quality systems of Arc Torchology are certified by **BVQI** in accordance with EN/ISO 9001:2015

ARCTORCHHOLOGY.COM

LIQUID-COOLED


Arc M High Performance Mig Series



MAKE WORK
LIFE EASIER

M65WS IEC/EN 60974-7

Cooling Method	Liquid-Cooled			
	Cooler Rating	Max. A	Pulse	Max. Load
Rating: CO ₂	1600W	580A	-	25KW
	1200W	550A	-	23KW
	1000W	520A	-	21KW
Rating: Mixed Gas M21	1600W	560A	400A	23KW
	1200W	530A	360A	21.5KW
	1000W	510A	350A	20KW
Duty Cycle		100%	100%	
Wire Size	Filler Wires	Fe, Fe-MC / FC		0.9-2.0mm
	Filler Wires	Ss, Ss-MC / FC		0.9-1.6mm
	Filler Wires	Al		1.0-2.0mm
Minimum Liquid Flow Rate	1.5 l/min		Important: Please note minimum inlet pressure and flow rate. Low pressure will affect torch performance	
Minimum Liquid Inlet Pressure	2.5 Bar			
Maximum Liquid Inlet Pressure	5.0 Bar			
Maximum Liquid Inlet Temperature	50°C			
Operating Temperature Range	-10...+40°C			



3.3mt/4.3mt/5.3mt

M65WLP IEC/EN 60974-7

Cooling Method	Liquid-Cooled			
	Cooler Rating	Max. A	Pulse	Max. Load
Rating: CO ₂	1600W	590A	-	26KW
	1200W	560A	-	24KW
	1000W	530A	-	22KW
Rating: Mixed Gas M21	1600W	570A	420A	24KW
	1200W	530A	380A	22KW
	1000W	500A	360A	19.5KW
Duty Cycle		100%	100%	
Wire Size	Filler Wires	Fe, Fe-MC / FC		0.9-2.0mm
	Filler Wires	Ss, Ss-MC / FC		0.9-1.6mm
	Filler Wires	Al		1.0-2.0mm
Minimum Liquid Flow Rate	1.5 l/min		Important: Please note minimum inlet pressure and flow rate. Low pressure will affect torch performance	
Minimum Liquid Inlet Pressure	2.5 Bar			
Maximum Liquid Inlet Pressure	5.0 Bar			
Maximum Liquid Inlet Temperature	50°C			
Operating Temperature Range	-10...+40°C			



3.3mt/4.3mt/5.3mt

LIQUID-COOLED


Arc M High Performance Mig Series



MAKE WORK
LIFE EASIER

M65WA Auto IEC/EN 60974-7

Cooling Method	Liquid-Cooled			
	Cooler Rating	Max. A	Pulse	Max. Load
Rating: CO ₂	1600W	580A	-	25KW
	1200W	550A	-	23KW
	1000W	520A	-	21KW
Rating: Mixed Gas M21	1600W	560A	400A	23KW
	1200W	530A	360A	21.5KW
	1000W	510A	350A	20KW
Duty Cycle		100%	100%	
Wire Size	Filler Wires	Fe, Fe-MC / FC		0.9-2.0mm
	Filler Wires	Ss, Ss-MC / FC		0.9-1.6mm
	Filler Wires	Al		1.0-2.0mm
Minimum Liquid Flow Rate	1.5 l/min			Important: Please note minimum inlet pressure and flow rate. Low pressure will affect torch performance
Minimum Liquid Inlet Pressure	2.5 Bar			
Maximum Liquid Inlet Pressure	5.0 Bar			
Maximum Liquid Inlet Temperature	50°C			
Operating Temperature Range	-10...+40°C			




M1 Air-Cooled Mig Welding Torch

Ratings:	180A CO ₂ , 150A mixed gas M21, EN60974-7 @ 60% duty cycle. 0.6mm-1.0mm wires
----------	---

The Arc M1 is the same size as an MB15 yet 20% lighter.

ARC M INDUSTRIAL MIG TORCH PACKAGES

M1 Torches are supplied with a Euro termination as standard and are supplied 'ready to weld' with all wear parts fitted.



Wear Parts

A Nozzles

Part Number	Description	Bore	Wall	Material
•AM1CN	Conical Nozzle Assembly	12mm	1.0mm	Copper
AM1TN	Tapered Nozzle Assembly	10.6mm	1.0mm	Copper

B Contact Tips

Part Number	Description	Size (mm)	Wire Size (mm-inch)	Material
AM1CT06	Contact Tip	M6*25.0	0.6 - 0.023	Copper
•AM1CT08	Contact Tip	M6*25.0	0.8 - 0.030	Copper
AM1CT09	Contact Tip	M6*25.0	0.9 - 0.035	Copper
AM1CT10	Contact Tip	M6*25.0	1.0 - 0.040	Copper
AM1CT12	Contact Tip	M6*25.0	1.2 - 0.045	Copper
AM1CT08A	Contact Tip	M6*25.0	0.8 - 0.030	Copper
AM1CT10A	Contact Tip	M6*25.0	1.0 - 0.040	Copper
AM1CT12A	Contact Tip	M6*25.0	1.2 - 0.045	Copper

C Tip Adaptors

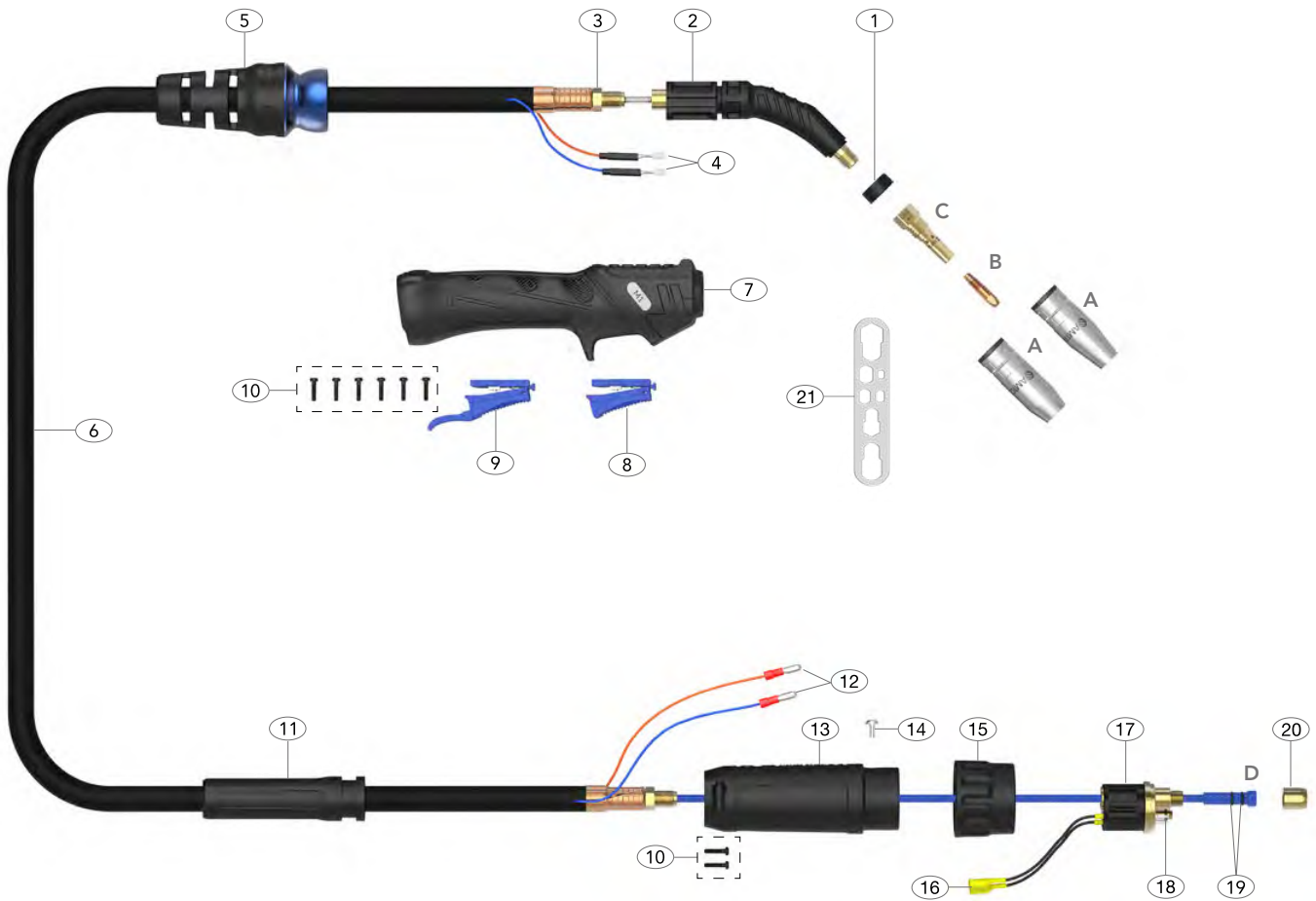
Part Number	Description	Material
•AM1TA	Tip Adaptor	Brass

•Denotes torch package standard wear part set-up

D Liners

Part Number	Description	Wire Size
•AM1535-30	Steel Liner x 3mt	0.6-0.9mm
•AM1535-40	Steel Liner x 4mt	0.6-0.9mm
•AM1535-50	Steel Liner x 5mt	0.6-0.9mm

For alternate liner options please refer to page 46



Spare Parts

Part Number	Description
1 AM1AP	Neck Insulator
2 AM1001	Swan Neck Assembly
3 AM1505	Lock Nut
4 AM1521	Cable Terminal
5 AM1514	Handle Cable Support c/w Ball Joint
6 AM1517-30	Ultraflex Cable Assembly x 3mt
AM1517-40	Ultraflex Cable Assembly x 4mt
AM1517-50	Ultraflex Cable Assembly x 5mt
7 AM2514	Handle Kit
8 AM2516	Microswitch Standard Trigger
9 AM2516L	Microswitch Extended Trigger
10 AMSP1-1	Screw Pack
11 AM2841	Cable Support
12 AM1522	Cable Terminal Male
13 AM2578/S	Gun Plug Housing
14 AML1541	Gun Plug Screw
15 AMC1519/S	Gun Plug Nut
16 AM1523	Gun Plug Terminal Female

Part Number	Description
17 AM1528	Hybrid Gun Plug Body c/w Spring Pins
18 AM1524	Gun Plug 'O' Ring
19 AMLOR	Liner 'O' Ring
20 AM1826	Liner Retaining Nut
21 AMWS	Wear Parts Spanner

Welding with Soft Wires

For welding with Aluminum wires use a Combi-liner (page 46). Optimum installation is achieved when using the Combi-liner set-up kit.

Optional Extra

AMCLST-KITS Combi-Liner Set-up kit (See Page 58)



Liner Set-up Guide

Always follow the correct liner installation procedure

M18 Air-Cooled Mig Welding Torch

Ratings:	210A CO ₂ , 180A mixed gas M21, EN60974-7 @ 60% duty cycle. 0.6mm-1.0mm wires
----------	---

The same footprint as an M1 with improved power rating.
Ideal for 0.8mm hard wires and semi-industrial environments.

ARC M INDUSTRIAL MIG TORCH PACKAGES

M18 Torches are supplied with a Euro termination as standard and are supplied 'ready to weld' with all wear parts fitted.



Wear Parts

A Nozzles

Part Number	Description	Bore	Wall	Material
•AM18CN	Conical Nozzle Assembly	14mm	1.5mm	Copper
AM18TN	Tapered Nozzle Assembly	12mm	1.5mm	Copper

B Contact Tips

Part Number	Description	Size (mm)	Wire Size (mm-inch)	Material
AM1CT06	Contact Tip	M6*25.0	0.6 - 0.023	Copper
•AM1CT08	Contact Tip	M6*25.0	0.8 - 0.030	Copper
AM1CT09	Contact Tip	M6*25.0	0.9 - 0.035	Copper
AM1CT10	Contact Tip	M6*25.0	1.0 - 0.040	Copper
AM1CT12	Contact Tip	M6*25.0	1.2 - 0.045	Copper
AM1CT08A	Contact Tip	M6*25.0	0.8 - 0.030	Copper
AM1CT10A	Contact Tip	M6*25.0	1.0 - 0.040	Copper
AM1CT12A	Contact Tip	M6*25.0	1.2 - 0.045	Copper

C Tip Adaptors

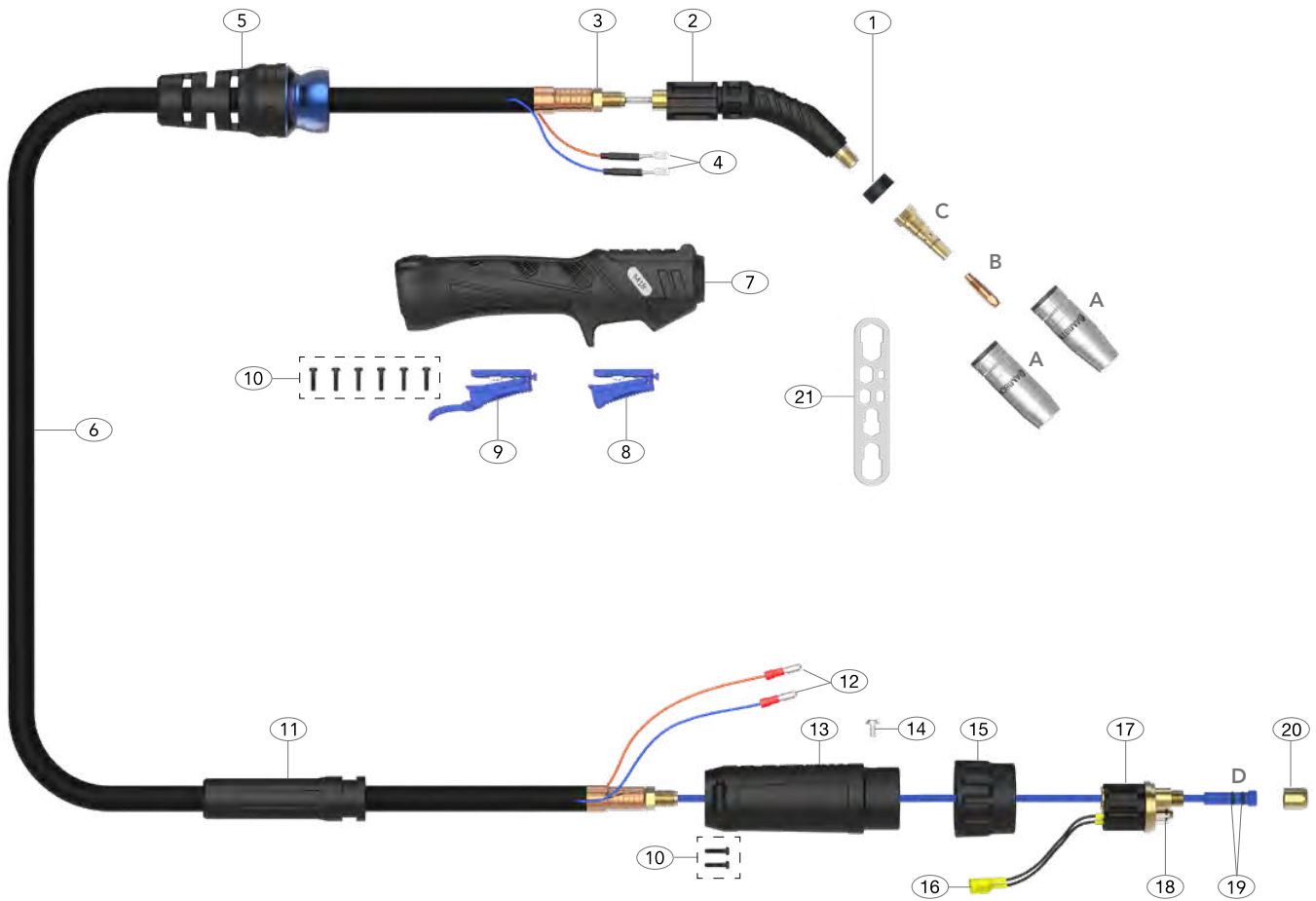
Part Number	Description	Material
•AM18TA	Tip Adaptor	Brass

•Denotes torch package standard wear part set-up

D Liners

Part Number	Description	Wire Size
•AM1535-30	Steel Liner x 3mt	0.6-0.9mm
•AM1535-40	Steel Liner x 4mt	0.6-0.9mm
•AM1535-50	Steel Liner x 5mt	0.6-0.9mm

For alternate liner options please refer to page 46



Spare Parts

Part Number	Description
1 AM18AP	Neck Insulator
2 AM18001	Swan Neck Assembly
3 AM1505	Lock Nut
4 AM1521	Cable Terminal
5 AM1514	Handle Cable Support c/w Ball Joint
6 AM1817-30	Ultraflex Cable Assembly x 3mt
AM1817-40	Ultraflex Cable Assembly x 4mt
AM1817-50	Ultraflex Cable Assembly x 5mt
7 AM2514	Handle Kit
8 AM2516	Microswitch Standard Trigger
9 AM2516L	Microswitch Extended Trigger
10 AMSP1-1	Screw Pack
11 AM2841	Cable Support
12 AM1522	Cable Terminal Male
13 AM2578/S	Gun Plug Housing
14 AML1541	Gun Plug Screw
15 AMC1519/S	Gun Plug Nut
16 AM1523	Gun Plug Terminal Female

Part Number	Description
17 AM1528	Hybrid Gun Plug Body c/w Spring Pins
18 AM1524	Gun Plug 'O' Ring
19 AMLOR	Liner 'O' Ring
20 AM1826	Liner Retaining Nut
21 AMWS	Wear Parts Spanner

Welding with Soft Wires

For welding with Aluminum wires use a Combi-liner (page 46). Optimum installation is achieved when using the Combi-liner set-up kit.

Optional Extra

AMCLST-KITS Combi-Liner Set-up kit (See Page 58)



Liner Set- up Guide

Always follow the correct liner installation procedure

M2 Air-Cooled Mig Welding Torch

Ratings:	230A CO ₂ , 200A mixed gas M21, 110A pulse. EN60974-7 @ 60% duty cycle. 0.8mm-1.2mm wires
----------	---


The Arc M2 is the same size as an MB25 yet 20% lighter.
Ideal for 0.8-1.0mm hard wires and industrial environments.



M2 Video

ARC M INDUSTRIAL MIG TORCH PACKAGES

M2 Torches are supplied with a Euro termination as standard and are supplied 'ready to weld' with all wear parts fitted.



Wear Parts

A Nozzles

Part Number	Description	Bore	Wall	Material
•AM2CN	Conical Nozzle Assembly	15mm	1.9mm	Copper
AM2TN	Tapered Nozzle Assembly	12mm	1.9mm	Copper

B Contact Tips

Part Number	Description	Size (mm)	Wire Size (mm-inch)	Material
AM2CT08	Contact Tip	M8*29.5	0.8 - 0.030	Copper
AM2CT09	Contact Tip	M8*29.5	0.9 - 0.035	Copper
•AM2CT10	Contact Tip	M8*29.5	1.0 - 0.040	Copper
AM2CT12	Contact Tip	M8*29.5	1.2 - 0.045	Copper
AM2CT08A	Contact Tip	M8*29.5	0.8 - 0.030	Copper
AM2CT10A	Contact Tip	M8*29.5	1.0 - 0.040	Copper
AM2CT12A	Contact Tip	M8*29.5	1.2 - 0.045	Copper

C Tip Adaptors

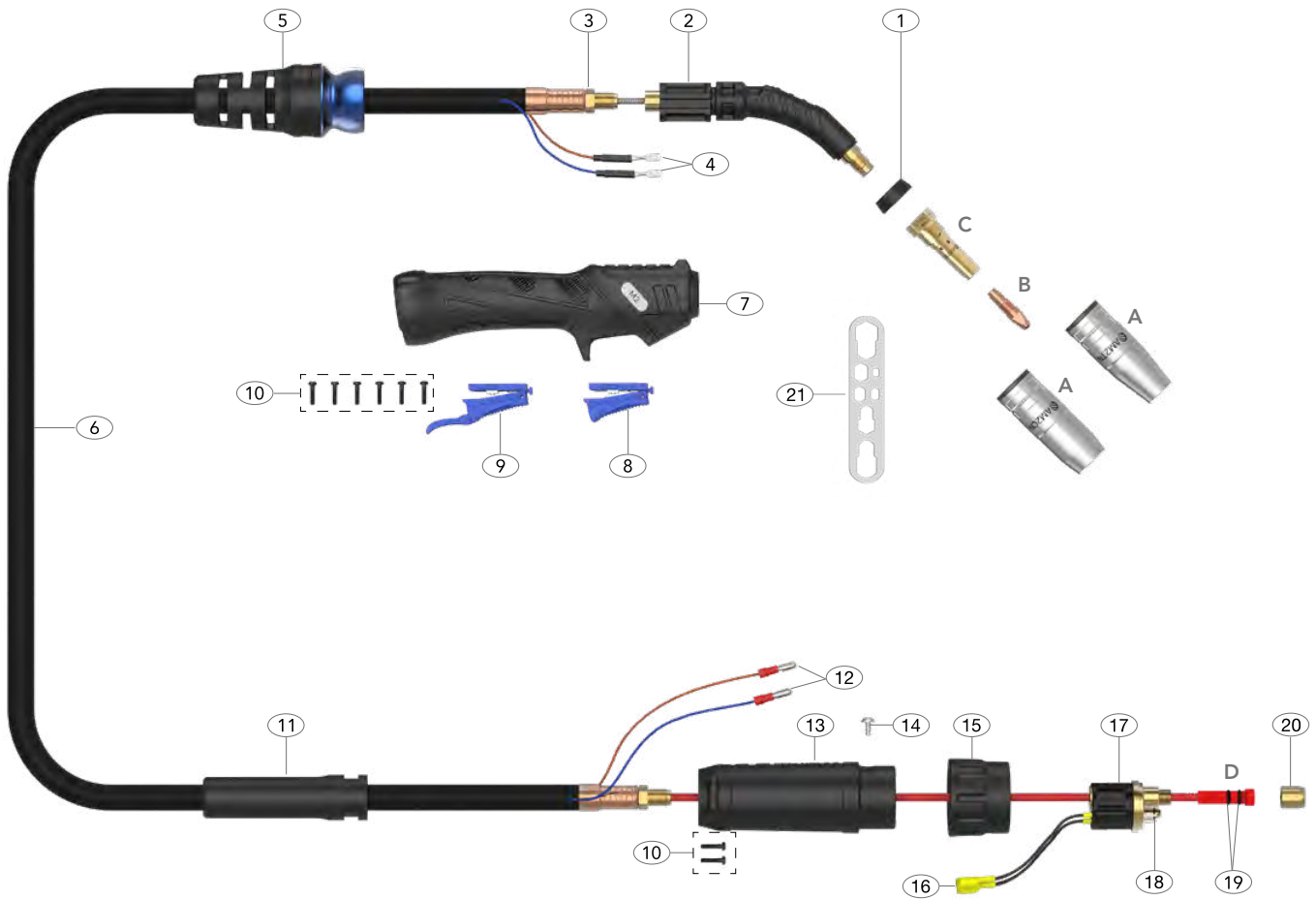
Part Number	Description	Material
•AM2TA	Tip Adaptor	Brass

•Denotes torch package standard wear part set-up

D Liners

Part Number	Description	Wire Size
•AM2524-30	Steel Liner x 3mt	1.0-1.2mm
•AM2524-40	Steel Liner x 4mt	1.0-1.2mm
•AM2524-50	Steel Liner x 5mt	1.0-1.2mm

For alternate liner options please refer to page 46



Spare Parts

Part Number	Description
1 AM2AP	Neck Insulator
2 AM2001	Swan Neck Assembly
3 AM1505	Lock Nut
4 AM1521	Cable Terminal
5 AM1514	Handle Cable Support c/w Ball Joint
6 AM2503-30	Ultraflex Cable Assembly x 3mt
AM2503-40	Ultraflex Cable Assembly x 4mt
AM2503-50	Ultraflex Cable Assembly x 5mt
7 AM2514	Handle Kit
8 AM2516	Microswitch Standard Trigger
9 AM2516L	Microswitch Extended Trigger
10 AMSP1-1	Screw Pack
11 AM2841	Cable Support
12 AM1522	Cable Terminal Male
13 AM2578/S	Gun Plug Housing
14 AML1541	Gun Plug Screw
15 AMC1519/S	Gun Plug Nut
16 AM1523	Gun Plug Terminal Female

Part Number	Description
17 AM1528	Hybrid Gun Plug Body c/w Spring Pins
18 AM1524	Gun Plug 'O' Ring
19 AMLOR	Liner 'O' Ring
20 AM1826	Liner Retaining Nut
21 AMWS	Wear Parts Spanner

Welding with Soft Wires

For welding with Aluminum wires use a Combi-liner (page 46). Optimum installation is achieved when using the Combi-liner set-up kit.

Optional Extra

AMCLST-KITS Combi-Liner Set-up kit (See Page 58)



Liner Set- up Guide

Always follow the correct liner installation procedure


M22 Air-Cooled Mig Welding Torch

Ratings:	250A CO ₂ , 220A mixed gas M21, 120A pulse. EN60974-7 @ 60% duty cycle. 0.8mm-1.2mm wires
----------	---

The Arc M22 is the same size as an MB24 yet 20% lighter.
A great all-round Industrial torch for high duty 200 Amp solid wires and low duty Pulse Mig Aluminium applications.

ARC M INDUSTRIAL MIG TORCH PACKAGES

M22 Torches are supplied with a Euro termination as standard and are supplied 'ready to weld' with all wear parts fitted.



Wear Parts

A Nozzles

Part Number	Description	Bore	Wall	Material
•AM22CN	Conical Nozzle Assembly	16mm	1.75mm	Copper
AM22CNHD	Conical Nozzle HD Assembly	16mm	2.00mm	Copper
AM22TN	Tapered Nozzle Assembly	14mm	1.75mm	Copper

D Liners

Part Number	Description	Wire Size
•AM2524-30	Steel Liner x 3mt	1.0-1.2mm
•AM2524-40	Steel Liner x 4mt	1.0-1.2mm
•AM2524-50	Steel Liner x 5mt	1.0-1.2mm

For alternate liner options please refer to page 46

B Contact Tips

Part Number	Description	Size (mm)	Wire Size (mm-inch)	Material
AM2CT08	Contact Tip	M8*29.5	0.8 - 0.030	Copper
AM2CT09	Contact Tip	M8*29.5	0.9 - 0.035	Copper
•AM2CT10	Contact Tip	M8*29.5	1.0 - 0.040	Copper
AM2CT12	Contact Tip	M8*29.5	1.2 - 0.045	Copper
AM2CT08A	Contact Tip	M8*29.5	0.8 - 0.030	Copper
AM2CT10A	Contact Tip	M8*29.5	1.0 - 0.040	Copper
AM2CT12A	Contact Tip	M8*29.5	1.2 - 0.045	Copper

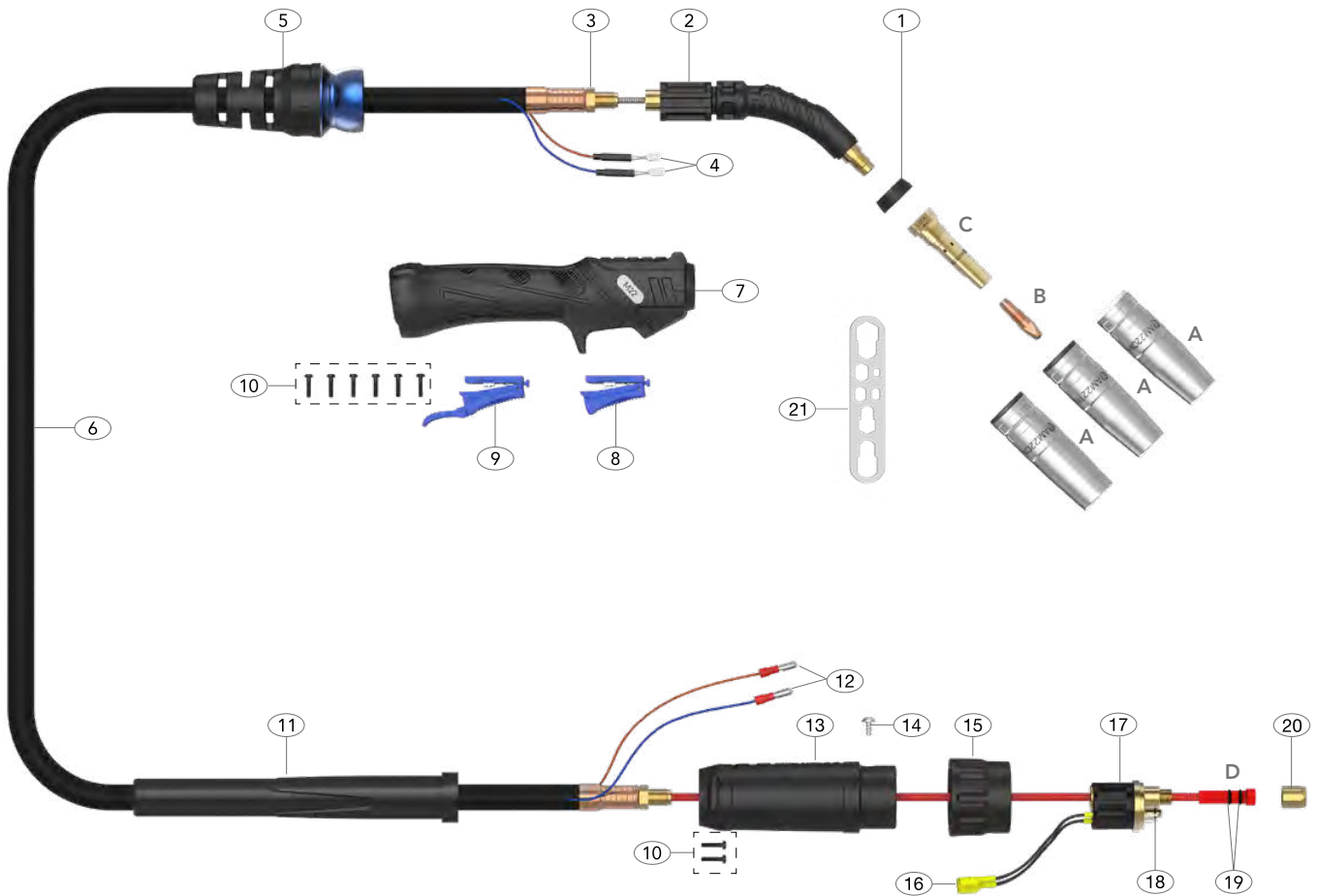
Arc Conical HD Nozzle

Ideal for High Amperage and Pulse Welding

C Tip Adaptors

Part Number	Description	Material
•AM22TA	Tip Adaptor	Brass

•Denotes torch package standard wear part set-up



Spare Parts

Part Number	Description
1 AM2AP	Neck Insulator
2 AM22001	Swan Neck Assembly
3 AM1505	Lock Nut
4 AM1521	Cable Terminal
5 AM1514	Handle Cable Support c/w Ball Joint
6 AM2603-30	Ultraflex Cable Assembly x 3mt
AM2603-40	Ultraflex Cable Assembly x 4mt
AM2603-50	Ultraflex Cable Assembly x 5mt
7 AM2514	Handle Kit
8 AM2516	Microswitch Standard Trigger
9 AM2516L	Microswitch Extended Trigger
10 AMSP1-1	Screw Pack
11 AMPA3541	Cable Support
12 AM1522	Cable Terminal Male
13 AM2578/L	Gun Plug Housing
14 AML1541	Gun Plug Screw
15 AMC1519/S	Gun Plug Nut
16 AM1523	Gun Plug Terminal Female

Part Number	Description
17 AM1528	Hybrid Gun Plug Body c/w Spring Pins
18 AM1524	Gun Plug 'O' Ring
19 AMLOR	Liner 'O' Ring
20 AM1826	Liner Retaining Nut
21 AMWS	Wear Parts Spanner

Welding with Soft Wires

For welding with Aluminum wires use a Combi-liner (page 46). Optimum installation is achieved when using the Combi-liner set-up kit.

Optional Extra

AMCLST-KITS Combi-Liner Set-up kit (See Page 58)



Liner Set- up Guide

Always follow the correct liner installation procedure


M2M Air-Cooled Mig Welding Torch - Multijust

Ratings:	230A CO ₂ , 200A mixed gas M21, 110A pulse. EN60974-7 @ 60% duty cycle. 0.8mm-1.2mm wires
----------	---

The Arc M2M is ideal for 0.8-1.0mm hard wires and industrial environments. Fitted with a longer neck with 360° rotation, and an extended trigger as standard. Perfect for perfect for multiple positions in difficult to reach areas.

ARC M INDUSTRIAL MIG TORCH PACKAGES - MULTIJUST

M2M Multijust Torches are supplied with a Euro termination as standard and are supplied 'ready to weld' with all wear parts fitted.



Wear Parts

A Nozzles

Part Number	Description	Bore	Wall	Material
•AM2CN	Conical Nozzle Assembly	15mm	1.9mm	Copper
AM2TN	Tapered Nozzle Assembly	12mm	1.9mm	Copper

B Contact Tips

Part Number	Description	Size (mm)	Wire Size (mm-inch)	Material
AM2CT08	Contact Tip	M8*29.5	0.8 - 0.030	Copper
AM2CT09	Contact Tip	M8*29.5	0.9 - 0.035	Copper
•AM2CT10	Contact Tip	M8*29.5	1.0 - 0.040	Copper
AM2CT12	Contact Tip	M8*29.5	1.2 - 0.045	Copper
AM2CT08A	Contact Tip	M8*29.5	0.8 - 0.030	Copper
AM2CT10A	Contact Tip	M8*29.5	1.0 - 0.040	Copper
AM2CT12A	Contact Tip	M8*29.5	1.2 - 0.045	Copper

C Tip Adaptors

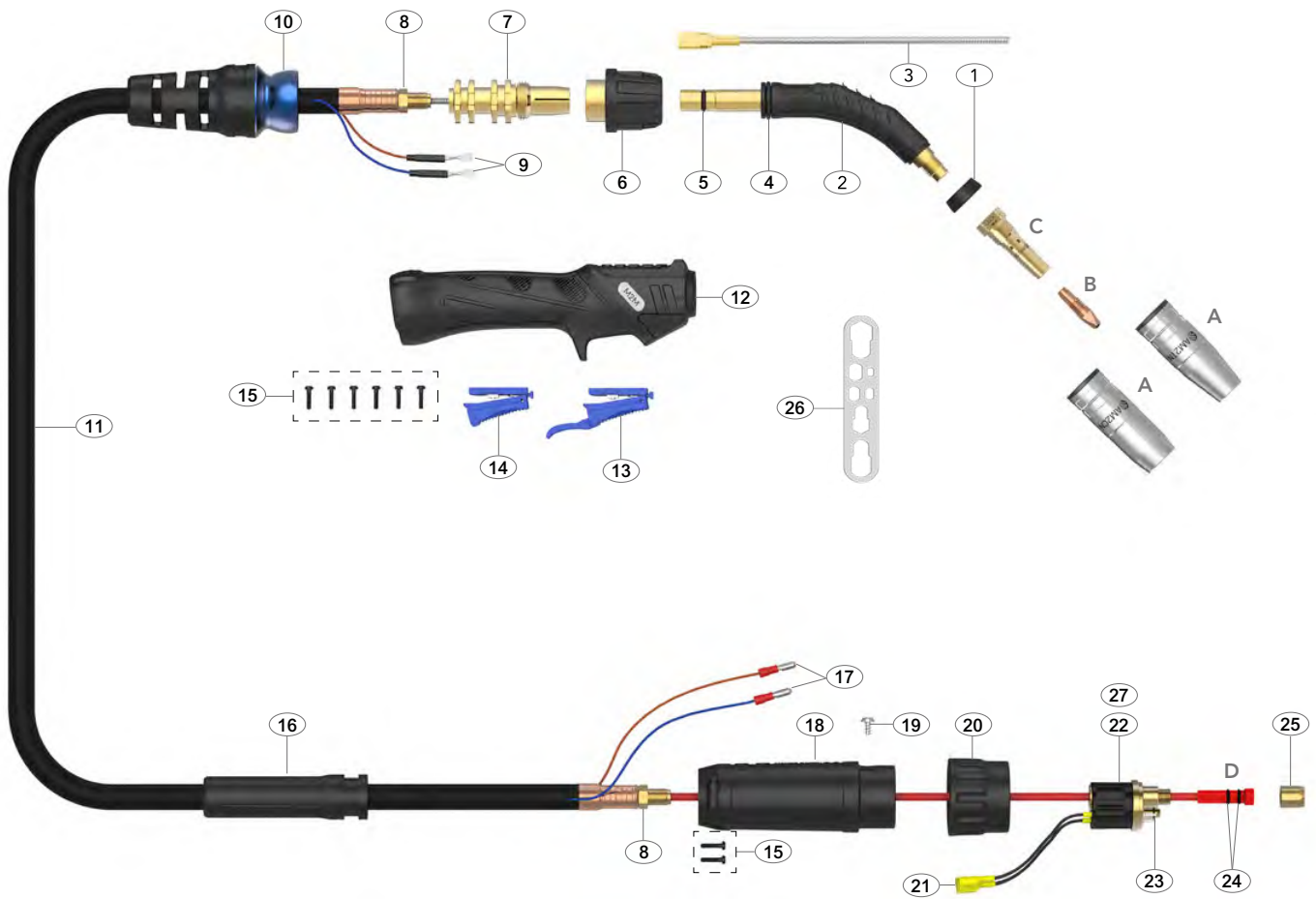
Part Number	Description	Material
•AM2TA	Tip Adaptor	Brass

•Denotes torch package standard wear part set-up

D Liners

Part Number	Description	Wire Size
•AM2524-30	Steel Liner x 3mt	1.0-1.2mm
•AM2524-40	Steel Liner x 4mt	1.0-1.2mm
•AM2524-50	Steel Liner x 5mt	1.0-1.2mm

For alternate liner options please refer to page 46



Spare Parts

Part Number	Description
1	AM2AP Neck Insulator
2	AM2001M Swan Neck Assembly - Multijust
3	AM2MJL Neck Jump Liner 0.8-1.2mm - Hard Wire
4	AM-MJ1509 Neck 'O' Ring(Ø14xØ2.5)
5	AM-MJ1508 Neck 'O' Ring(Ø8.5xØ1.5)
6	AM1516M Neck Nut - Multijust
7	AM1515M Socket Connection
8	AM1505 Lock Nut
9	AM1521 Cable Terminal
10	AM1514 Handle Cable Support c/w Ball Joint
11	AM2503-30 Ultraflex Cable Assembly x 3mt
	AM2503-40 Ultraflex Cable Assembly x 4mt
	AM2503-50 Ultraflex Cable Assembly x 5mt
12	AM2514 Handle Kit
*13	AM2516L Microswitch Extended Trigger
14	AM2516 Microswitch Standard Trigger
15	AMSP1-1 Screw Pack
16	AM2841 Cable Support
17	AM1522 Cable Terminal Male
18	AM2578/S Gun Plug Housing
19	AML1541 Gun Plug Screw
20	AMC1519/S Gun Plug Nut
21	AM1523 Gun Plug Terminal Female

* Extended trigger fitted as standard

Part Number	Description
22	AM1528 Hybrid Gun Plug Body c/w Spring Pins
23	AM1524 Gun Plug 'O' Ring
24	AMLOR Liner 'O' Ring
25	AM1826 Liner Retaining Nut
26	AMWS Wear Parts Spanner

Welding with Soft Wires

For welding with Aluminum wires use a Combi-liner (page 46). Optimum installation is achieved when using the Combi-liner set-up kit.

Optional Extra

AMCLST-KITS Combi-Liner Set-up kit (See Page 58)

M22M Air-Cooled Mig Welding Torch - Multijust

Ratings:	250A CO ₂ , 220A mixed gas M21, 120A pulse. EN60974-7 @ 60% duty cycle. 0.8mm-1.2mm wires
----------	---


A great all-round Industrial torch for high duty 200 Amp solid wires and low duty Pulse Mig Aluminium applications.

Fitted with a longer neck with 360° rotation, and an extended trigger as standard. Perfect for perfect for multiple positions in difficult to reach areas.



ARC M INDUSTRIAL MIG TORCH PACKAGES - MULTIJUST

M22M Multijust Torches are supplied with a Euro termination as standard and are supplied 'ready to weld' with all wear parts fitted.



Wear Parts

A Nozzles

Part Number	Description	Bore	Wall	Material
•AM22CN	Conical Nozzle Assembly	16mm	1.75mm	Copper
AM22CNHD	Conical Nozzle HD Assembly	16mm	2.00mm	Copper
AM22TN	Tapered Nozzle Assembly	14mm	1.75mm	Copper

D Liners

Part Number	Description	Wire Size
•AM2524-30	Steel Liner x 3mt	1.0-1.2mm
•AM2524-40	Steel Liner x 4mt	1.0-1.2mm
•AM2524-50	Steel Liner x 5mt	1.0-1.2mm

For alternate liner options please refer to page 46

B Contact Tips

Part Number	Description	Size (mm)	Wire Size (mm-inch)	Material
AM2CT08	Contact Tip	M8*29.5	0.8 - 0.030	Copper
AM2CT09	Contact Tip	M8*29.5	0.9 - 0.035	Copper
•AM2CT10	Contact Tip	M8*29.5	1.0 - 0.040	Copper
AM2CT12	Contact Tip	M8*29.5	1.2 - 0.045	Copper
AM2CT08A	Contact Tip	M8*29.5	0.8 - 0.030	Copper
AM2CT10A	Contact Tip	M8*29.5	1.0 - 0.040	Copper
AM2CT12A	Contact Tip	M8*29.5	1.2 - 0.045	Copper

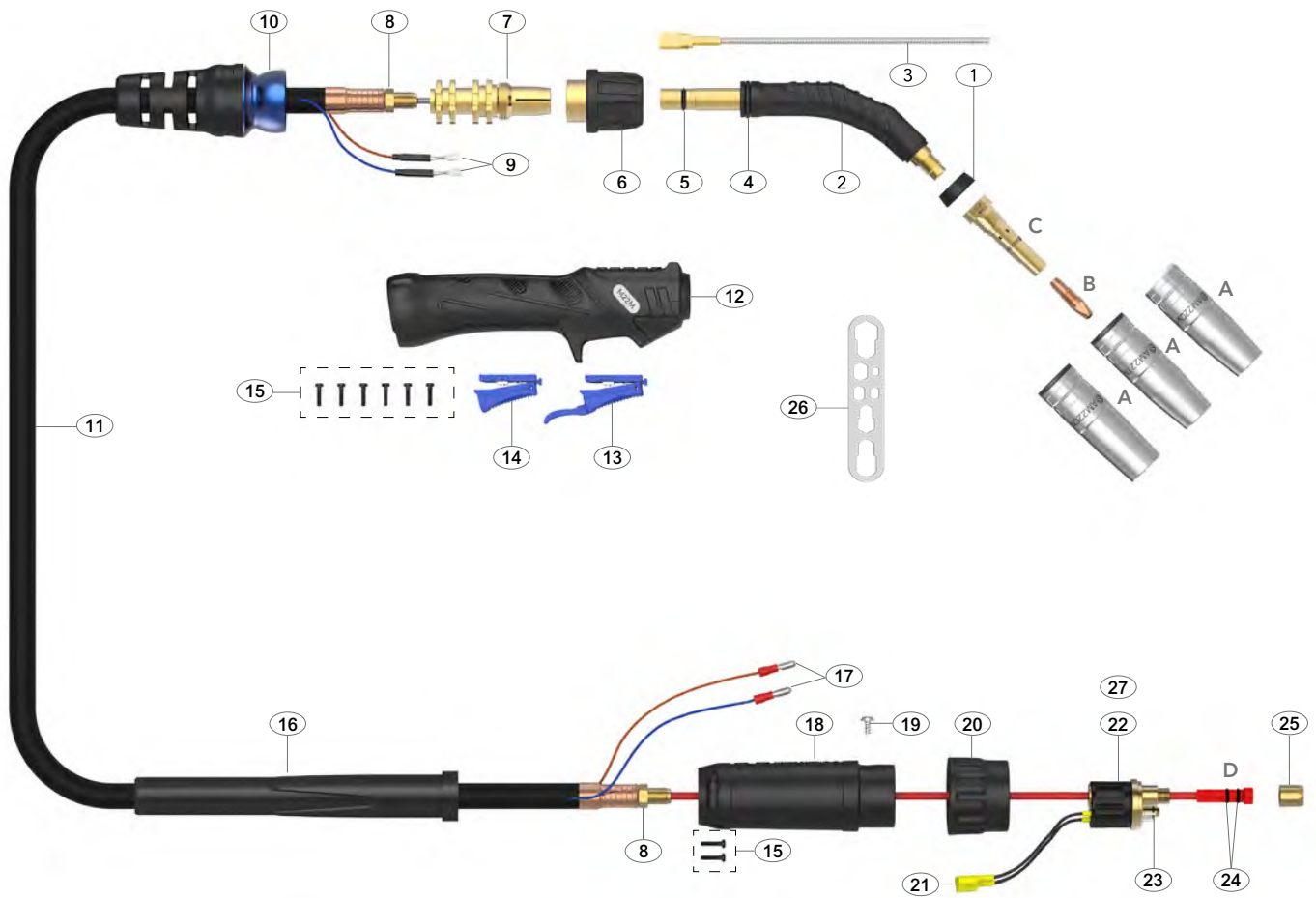
C Tip Adaptors

Part Number	Description	Material
•AM22TA	Tip Adaptor	Brass

•Denotes torch package standard wear part set-up

Arc Conical HD Nozzle

Recommended for High Amperage and Pulse Welding



Spare Parts

Part Number	Description
1	AM2AP Neck Insulator
2	AM22001M Swan Neck Assembly - Multijust
3	AM22MJL Neck Jump Liner 0.8-1.2mm - Hard Wire
4	AM-MJ1509 Neck 'O' Ring(Ø14xØ2.5)
5	AM-MJ1508 Neck 'O' Ring(Ø8.5xØ1.5)
6	AM1516M Neck Nut - Multijust
7	AM1515M Socket Connection
8	AM1505 Lock Nut
9	AM1521 Cable Terminal
10	AM1514 Handle Cable Support c/w Ball Joint
11	AM2603-30 Ultraflex Cable Assembly x 3mt
	AM2603-40 Ultraflex Cable Assembly x 4mt
	AM2603-50 Ultraflex Cable Assembly x 5mt
12	AM2514 Handle Kit
*13	AM2516L Microswitch Extended Trigger
14	AM2516 Microswitch Standard Trigger
15	AMSP1-1 Screw Pack
16	AMPA3541 Cable Support
17	AM1522 Cable Terminal Male
18	AM2578/L Gun Plug Housing
19	AML1541 Gun Plug Screw
20	AMC1519/S Gun Plug Nut
21	AM1523 Gun Plug Terminal Female

Part Number	Description
22	AM1528 Hybrid Gun Plug Body c/w Spring Pins
23	AM1524 Gun Plug 'O' Ring
24	AMLOR Liner 'O' Ring
25	AM1826 Liner Retaining Nut
26	AMWS Wear Parts Spanner

Welding with Soft Wires

For welding with Aluminum wires use a Combi-liner (page 46). Optimum installation is achieved when using the Combi-liner set-up kit.

Optional Extra

AMCLST-KITS	Combi-Liner Set-up kit (See Page 58)
-------------	--------------------------------------

* Extended trigger fitted as standard


M3 Air-Cooled Mig Welding Torch

Ratings:	300A CO ₂ , 270A mixed gas M21, EN60974-7 @ 60% duty cycle. 0.9mm-1.2mm wires
----------	---

The Arc M3 is a true 300 Amp Torch which outperforms all Binzel® MB36 derivatives and is ideal for 1.2mm production work.

ARC M HIGH PERFORMANCE MIG TORCH PACKAGES

M3 Torches are supplied with a Euro termination as standard and are supplied 'ready to weld' with all wear parts fitted.



Wear Parts

Nozzles - 2 Piece

	Part Number	Description	Bore	Wall	Material
A	AM3HDTN	Tapered Nozzle (Part 2)	12mm	3mm	Copper
	•AM3HDCN	Conical Nozzle (Part 2)	14mm	3mm	Copper
	AM3HDCYN	Cylindrical Nozzle (Part 2)	19mm	3mm	Copper
A1	•AM3HDNI	Nozzle Insulator(Part 1)			Copper

Nozzles - Single Piece

A2	AM3TN	Tapered Nozzle / Insulator Assy	12mm	2.25mm	Copper
	AM3CN	Conical Nozzle / Insulator Assy	14mm	2.25mm	Copper
	AM3CYN	Cylindrical Nozzle / Insulator Assy	19mm	2.25mm	Copper

B Contact Tips

	Part Number	Description	Size (mm)	Wire Size (mm-inch)	Material
Standard Series					
	AM5CT09	Contact Tip	M8*29.5	0.9-0.035	CuCrZr
	AM5CT10	Contact Tip	M8*29.5	1.0-0.040	CuCrZr
	•AM5CT12	Contact Tip	M8*29.5	1.2-0.045	CuCrZr
A Series					
	AM5CT10A	Contact Tip	M8*29.5	1.0-0.040	CuCrZr
	AM5CT12A	Contact Tip	M8*29.5	1.2-0.045	CuCrZr
	AM2CT10A	Contact Tip	M8*29.5	1.0-0.040	Copper
	AM2CT12A	Contact Tip	M8*29.5	1.2-0.045	Copper

C Tip Adaptors

Part Number	Description	Material
•AM3TAB	Tip Adaptor	Brass
AM3TAC	Tip Adaptor High Performance	CuCrZr

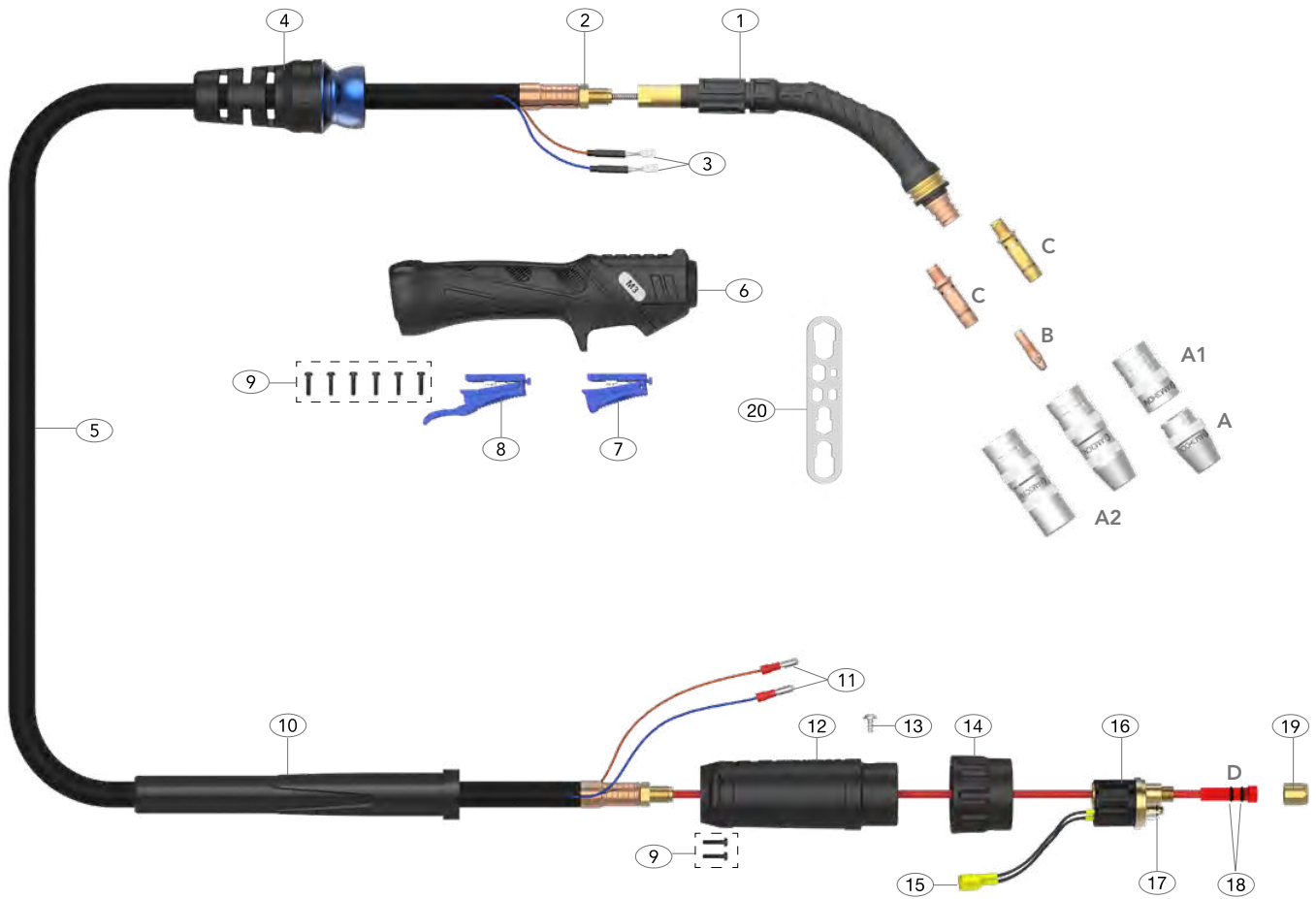
D Liners

Part Number	Description	Wire Size
•AM2524-30	Steel Liner x 3mt	1.0-1.2mm
•AM2524-40	Steel Liner x 4mt	1.0-1.2mm
•AM2524-50	Steel Liner x 5mt	1.0-1.2mm
AM1535-30	Steel Liner x 3mt	0.6-0.9mm
AM1535-40	Steel Liner x 4mt	0.6-0.9mm
AM1535-50	Steel Liner x 5mt	0.6-0.9mm

•Denotes torch package standard wear part set-up

SuperSoft -20 Premium Power Cables
Perfect for extreme subzero working conditions

® All Trademarks are the property of their respective owners and usage is for cross reference only



Spare Parts

Part Number	Description
1 AM3001	Swan Neck Assembly
2 AM1505	Lock Nut
3 AM1521	Cable Terminal
4 AM1514	Handle Cable Support c/w Ball Joint
5 AM3003CW-30	Power Cable Assembly x 3mt
AM3003CW-40	Power Cable Assembly x 4mt
AM3003CW-50	Power Cable Assembly x 5mt
6 AM2514	Handle Kit
7 AM2516	Microswitch Standard Trigger
8 AM2516L	Microswitch Extended Trigger
9 AMSP1-1	Screw Pack
10 AMPA3541	Cable Support
11 AM1522	Cable Terminal Male
12 AM2578/L	Gun Plug Housing
13 AML1541	Gun Plug Screw
14 AMC1519	Gun Plug Nut
15 AM1523	Gun Plug Terminal Female

Part Number	Description
16 AM1528	Hybrid Gun Plug Body c/w Spring Pins
17 AM1524	Gun Plug 'O' Ring
18 AMLOR	Liner 'O' Ring
19 AM1826	Liner Retaining Nut
20 AMWS	Wear Parts Spanner

Welding with Soft Wires

For welding with Aluminum wires use a Combi-liner (page 57). Optimum installation is achieved when using the Combi-liner set-up kit.

Optional Extra

AMCLST-KITS Combi-Liner Set-up kit (See Page 58)

M4 Air-Cooled Mig Welding Torch




Ratings:	350A CO ₂ , 320A mixed gas M21, EN60974-7 @ 60% duty cycle. 0.9mm-1.2mm wires
----------	---

The Arc M4 performance is superior to the Binzel® MB36 and delivers more power than an MB38.

An all-day production torch in solid wire and pulse Mig applications over 300 Amps.

ARC M HIGH PERFORMANCE MIG TORCH PACKAGES

M4 Torches are supplied with a Euro termination as standard and are supplied 'ready to weld' with all wear parts fitted.



Wear Parts

Nozzles - 2 Piece

	Part Number	Description	Bore	Wall	Material
A	AM4HDTN	Tapered Nozzle (Part 2)	13mm	3mm	Copper
	•AM4HDCN	Conical Nozzle (Part 2)	15mm	3mm	Copper
	AM4HDCYN	Cylindrical Nozzle (Part 2)	21mm	3mm	Copper
A1	•AM4HDNI	Nozzle Insulator (Part 1)			Copper

Nozzles - Single Piece

	Part Number	Description	Bore	Wall	Material
A2	AM4TN	Tapered Nozzle / Insulator Assy	13mm	2.25mm	Copper
	AM4CN	Conical Nozzle / Insulator Assy	15mm	2.25mm	Copper
	AM4CYN	Cylindrical Nozzle / Insulator Assy	21mm	2.25mm	Copper

B Contact Tips

Part Number	Description	Size (mm)	Wire Size (mm-inch)	Material
Standard Series				
AM6WCT09	Contact Tip	M10*35.5	0.9 - 0.035	CuCrZr
AM6WCT10	Contact Tip	M10*35.5	1.0 - 0.040	CuCrZr
•AM6WCT12	Contact Tip	M10*35.5	1.2 - 0.045	CuCrZr
A Series				
AM6WCT10A	Contact Tip	M10*35.5	1.0 - 0.040	CuCrZr
AM6WCT12A	Contact Tip	M10*35.5	1.2 - 0.045	CuCrZr
AMC6WCT10A	Contact Tip	M10*35.5	1.0 - 0.040	Copper
AMC6WCT12A	Contact Tip	M10*35.5	1.2 - 0.045	Copper

C Tip Adaptors

Part Number	Description	Material
•AM4TAB	Tip Adaptor	Brass
AM4TAC	Tip Adaptor High Performance	CuCrZr

D Liners

Part Number	Description	Wire Size
•AM2524-30	Steel Liner x 3mt	1.0-1.2mm
•AM2524-40	Steel Liner x 4mt	1.0-1.2mm
•AM2524-50	Steel Liner x 5mt	1.0-1.2mm
AM1535-30	Steel Liner x 3mt	0.6-0.9mm
AM1535-40	Steel Liner x 4mt	0.6-0.9mm
AM1535-50	Steel Liner x 5mt	0.6-0.9mm

•Denotes torch package standard wear part set-up

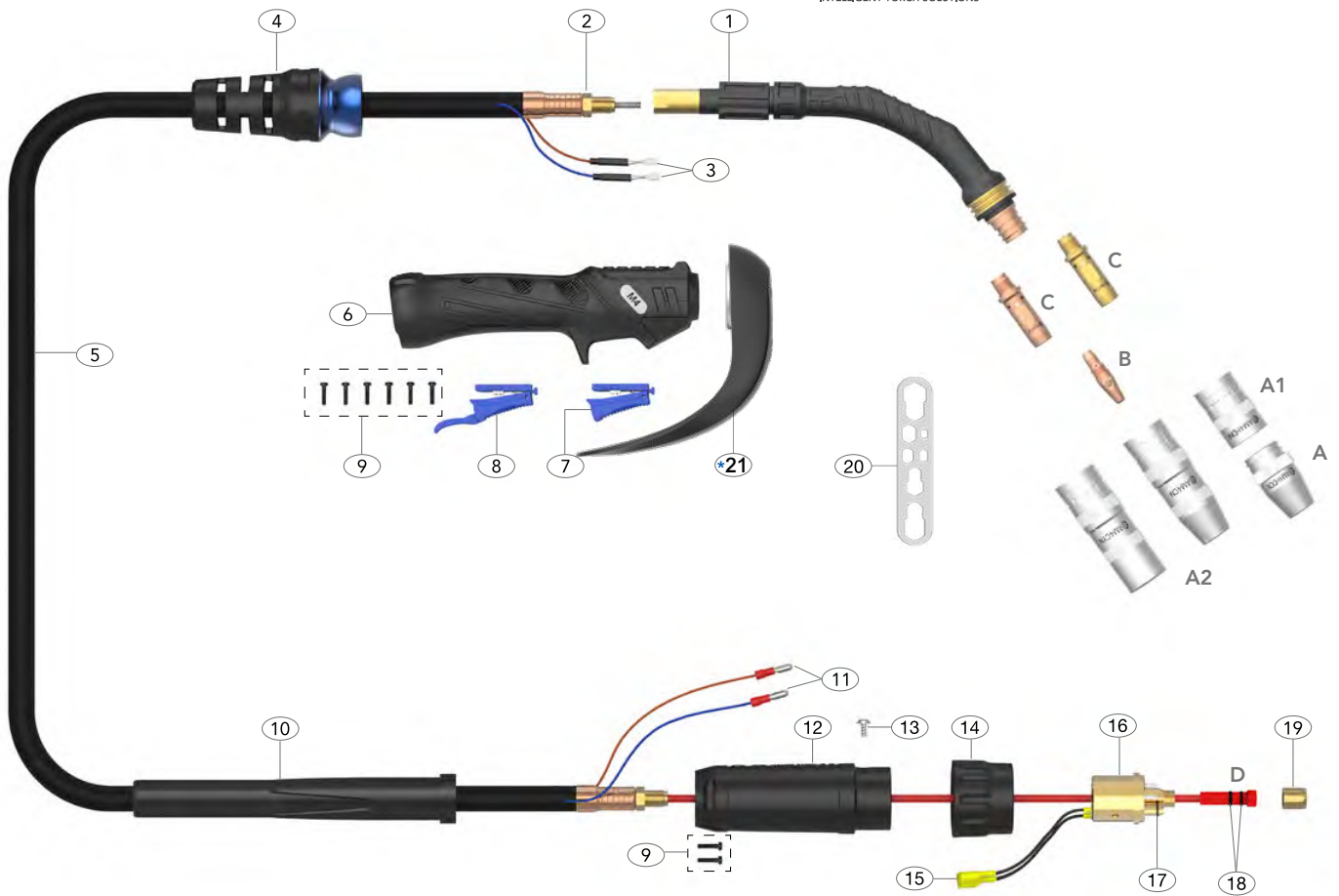
SuperSoft -20 Premium Power Cables
Perfect for extreme subzero working conditions

® All Trademarks are the property of their respective owners and usage is for cross reference only

HIGH PERFORMANCE SERIES



MAKE WORK
LIFE EASIER



Spare Parts

Part Number	Description
1 AM4001	Swan Neck Assembly
2 AM1505	Lock Nut
3 AM1521	Cable Terminal
4 AM1514	Handle Cable Support c/w Ball Joint
5 AM4003CW-30	Power Cable Assembly x 3mt
AM4003CW-40	Power Cable Assembly x 4mt
AM4003CW-50	Power Cable Assembly x 5mt
6 AM2514	Handle Kit
7 AM2516	Microswitch Standard Trigger
8 AM2516L	Microswitch Extended Trigger
9 AMSP1-1	Screw Pack
10 AMPA3541	Cable Support
11 AM1522	Cable Terminal Male
12 AM2578/L	Gun Plug Housing
13 AM1526	Gun Plug Screw
14 AMC1519	Gun Plug Nut
15 AM1523	Gun Plug Terminal Female
16 AMB1528S	Gun Plug Body c/w Spring Pins
17 AM1524	Gun Plug 'O' Ring
18 AMLOR	Liner 'O' Ring
19 AM1826	Liner Retaining Nut
20 AMWS	Wear Parts Spanner

Part Number	Description
Retrofit Option (Not Fitted as Standard)	
*21 AM4001HS-KIT	Heat Shield Kit For Standard Handle

Welding with Soft Wires

For welding with Aluminum wires use a Combi-liner (page 57). Optimum installation is achieved when using the Combi-liner set-up kit.

Optional Extra

AMCLST-KITS Combi-Liner Set-up kit (See Page 58)

M5 Air-Cooled Mig Welding Torch

Ratings:	390A CO ₂ , 360A mixed gas M21, EN60974-7 @ 60% duty cycle. 0.9mm-1.6mm wires
----------	---

Constructed for power, performance, and longevity the M5 is ideal for heavy duty 1.2mm and 1.6mm high deposition and pulse applications.


A retrofit heat shield is available for high reflected heat applications.



M5 Video

ARC M HIGH PERFORMANCE MIG TORCH PACKAGES

M5 Torches are supplied with a Euro termination as standard and are supplied 'ready to weld' with all wear parts fitted.



Wear Parts

Nozzle - 2 Piece

Part Number	Description	Bore	Wall	Material
A AM5HDTN	Tapered Nozzle (Part 2)	13mm	3.5mm	Copper
•AM5HDCN	Conical Nozzle (Part 2)	15mm	3.5mm	Copper
AM5HDCYN	Cylindrical Nozzle (Part 2)	21mm	3.5mm	Copper
A1•AM5HDNI	Nozzle Insulator (Part 1)			Copper

Nozzle - Single Piece

A2 AM5TN	Tapered Nozzle / Insulator Assy	13mm	2.5mm	Copper
AM5CN	Conical Nozzle / Insulator Assy	15mm	2.5mm	Copper
AM5CYN	Cylindrical Nozzle / Insulator Assy	21mm	2.5mm	Copper

B Contact Tips

Part Number	Description	Size (mm)	Wire Size (mm-inch)	Material
Standard Series				
AM6WCT09	Contact Tip	M10*35.5	0.9 - 0.035	CuCrZr
AM6WCT10	Contact Tip	M10*35.5	1.0 - 0.040	CuCrZr
•AM6WCT12	Contact Tip	M10*35.5	1.2 - 0.045	CuCrZr
AM6WCT14	Contact Tip	M10*35.5	1.4 - 0.055	CuCrZr
AM6WCT16	Contact Tip	M10*35.5	1.6 - 0.063	CuCrZr
AM6WCT20	Contact Tip	M10*35.5	2.0 - 0.080	CuCrZr
A Series				
AM6WCT10A	Contact Tip	M10*35.5	1.0 - 0.040	CuCrZr
AM6WCT12A	Contact Tip	M10*35.5	1.2 - 0.045	CuCrZr
AM6WCT16A	Contact Tip	M10*35.5	1.6 - 0.063	CuCrZr
AMC6WCT10A	Contact Tip	M10*35.5	1.0 - 0.040	Copper
AMC6WCT12A	Contact Tip	M10*35.5	1.2 - 0.045	Copper

Tip Adaptors

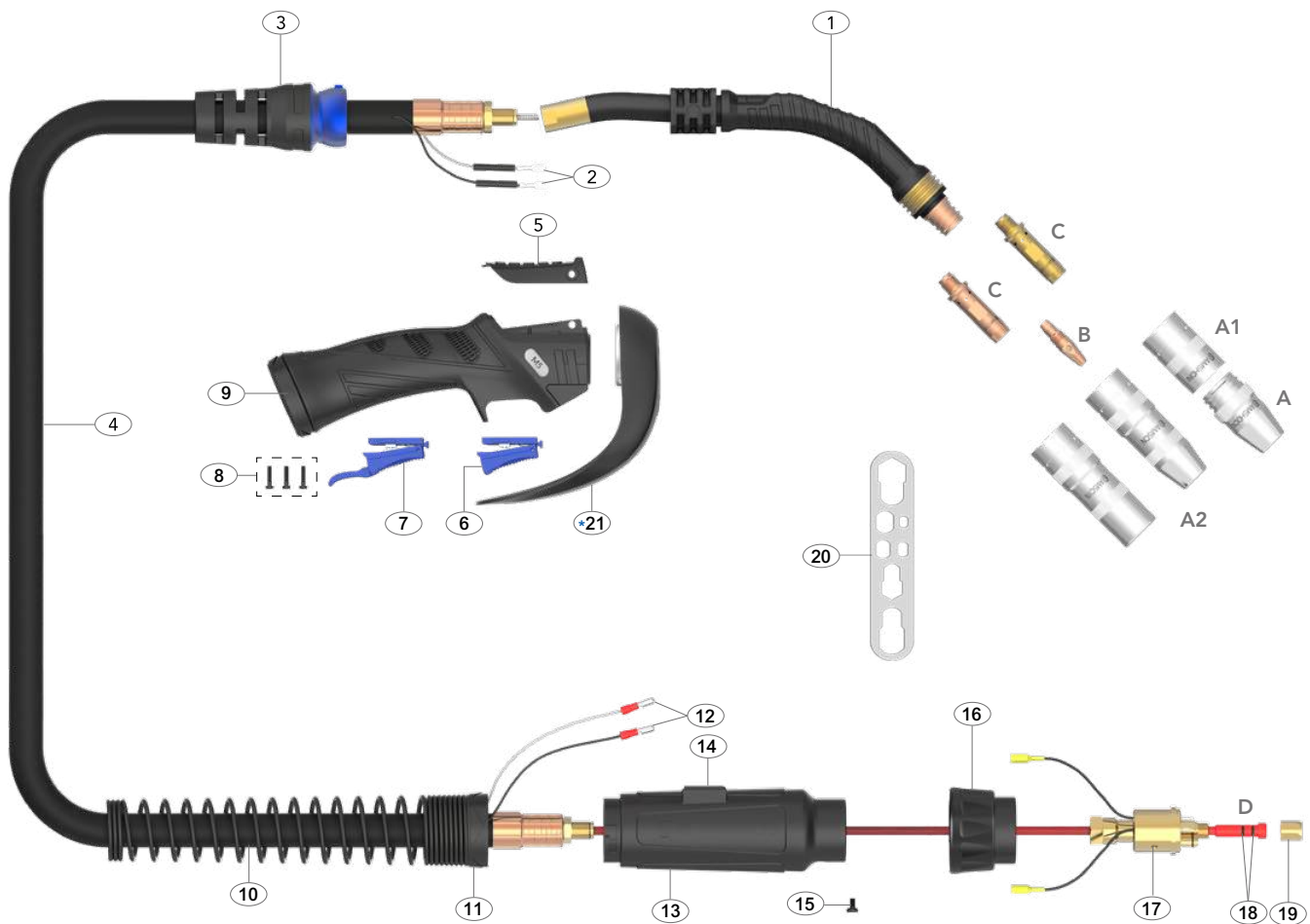
Part Number	Description	Material
AM5TAC	Tip Adaptor High Performance	CuCrZr
•AM5TAB	Tip Adaptor	Brass

D Liners

Part Number	Description	Wire Size
•AM6SL-1012-30	Steel Liner x 3mt	1.0-1.2mm
•AM6SL-1012-40	Steel Liner x 4mt	1.0-1.2mm
•AM6SL-1012-50	Steel Liner x 5mt	1.0-1.2mm
AM6SL-16-30	Steel Liner x 3mt	1.6mm
AM6SL-16-40	Steel Liner x 4mt	1.6mm
AM6SL-16-50	Steel Liner x 5mt	1.6mm

• Denotes torch package standard wear part set-up

SuperSoft -20 Premium Power Cables
Perfect for extreme subzero working conditions



Spare Parts

Part Number	Description
1 AM5001	Swan Neck Assembly
2 AM1521	Cable Terminal
3 AMS8017	Handle Cable Support c/w Ball Jiont
4 AM5003CW-30	Power Cable Assembly x 3mt
AM5003CW-40	Power Cable Assembly x 4mt
AM5003CW-50	Power Cable Assembly x 5mt
5 AM2515-C	Handle Control Cover c/w Screw+Nut
6 AM2516	Microswitch Standard Trigger
7 AM2516L	Microswitch Extended Trigger
8 AMSP1-1	Screw Pack
9 AM2515	Handle and Lock Nut Assembly
10 AM8026	Housing Spring
11 AM8028	Housing Lock Nut
12 AM1522	Cable Terminal Male
13 AMT5022	Gun Plug Housing
14 AMF8017	Large Housing Flat Cover Block
15 AM1526	Gun Plug Screw
16 AM1519	Gun Plug Nut
17 AMB1528	Gun Plug Body
18 AMLOR	Liner 'O' Ring
19 AM1826	Liner Retaining Nut
20 AMWS	Wear Parts Spanner

Part Number	Description
Retrofit Option (Not Fitted as Standard)	
*21 AM5001HS-KIT	Heat Shield Kit For Standard Handle
Welding with Soft Wires	
For welding with Aluminum wires use a Combi-liner (page 57-58). Optimum installation is achieved when using the Combi-liner set-up kit.	
Optional Extra	
AMCLST-KITS	Combi-Liner Set-up kit (See Page 58)


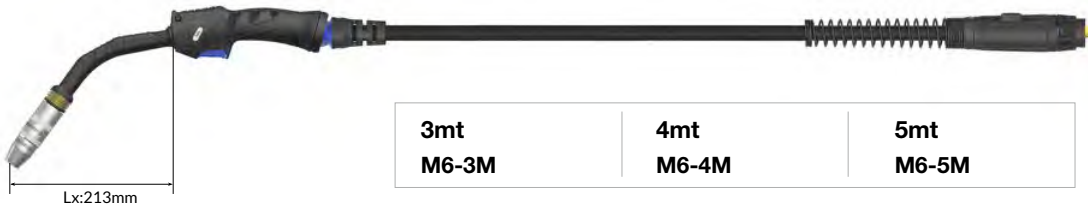
M6 Air-Cooled Mig Welding Torch

Ratings:	430A CO ₂ , 400A mixed gas M21, EN60974-7 @ 60% duty cycle. 0.9mm-2.0mm wires
----------	---

An Indestructible 400 Amp Air-Cooled Production Torch.
Perfect for high amps, high deposition, pulse, and high duty applications with 1.2mm and 1.6mm wires.
A retrofit heat shield is available for high reflected heat applications.

ARC M HIGH PERFORMANCE MIG TORCH PACKAGES

M6 Torches are supplied with a Euro termination as standard and are supplied 'ready to weld' with all wear parts fitted.



Wear Parts

Nozzle - 2 Piece

Part Number	Description	Bore	Wall	Material
A AM6HDTN	Tapered Nozzle (Part 2)	13mm	3.5mm	Copper
•AM6HDCN	Conica Nozzle (Part 2)	15mm	3.5mm	Copper
AM6HDCYN	Cylindrical Nozzle (Part 2)	23mm	3.5mm	Copper
A1•AM6HDNI	Nozzle Insulator(Part 1)			Copper

Nozzle - Single Piece

A2 AM6TN	Tapered Nozzle / Insulator Assy	13mm	2.5mm	Copper
AM6CN	Conical Nozzle / Insulator Assy	15mm	2.5mm	Copper
AM6CYN	Cylindrical Nozzle / Insulator Assy	23mm	2.5mm	Copper

B Contact Tips

Part Number	Description	Size (mm)	Wire Size (mm-inch)	Material
Standard Series				
AM6CT09	Contact Tip	M12*40.5	0.9 - 0.035	CuCrZr
AM6CT10	Contact Tip	M12*40.5	1.0 - 0.040	CuCrZr
•AM6CT12	Contact Tip	M12*40.5	1.2 - 0.045	CuCrZr
AM6CT14	Contact Tip	M12*40.5	1.4 - 0.055	CuCrZr
AM6CT16	Contact Tip	M12*40.5	1.6 - 0.063	CuCrZr
AM6CT20	Contact Tip	M12*40.5	2.0 - 0.080	CuCrZr
A Series				
AM6CT10A	Contact Tip	M12*40.5	1.0 - 0.040	CuCrZr
AM6CT12A	Contact Tip	M12*40.5	1.2 - 0.045	CuCrZr
AM6CT16A	Contact Tip	M12*40.5	1.6 - 0.063	CuCrZr
AM6CT20A	Contact Tip	M12*40.5	2.0 - 0.080	CuCrZr
AMC6CT10A	Contact Tip	M12*40.5	1.0 - 0.040	Copper
AMC6CT12A	Contact Tip	M12*40.5	1.2 - 0.045	Copper

C Tip Adaptors

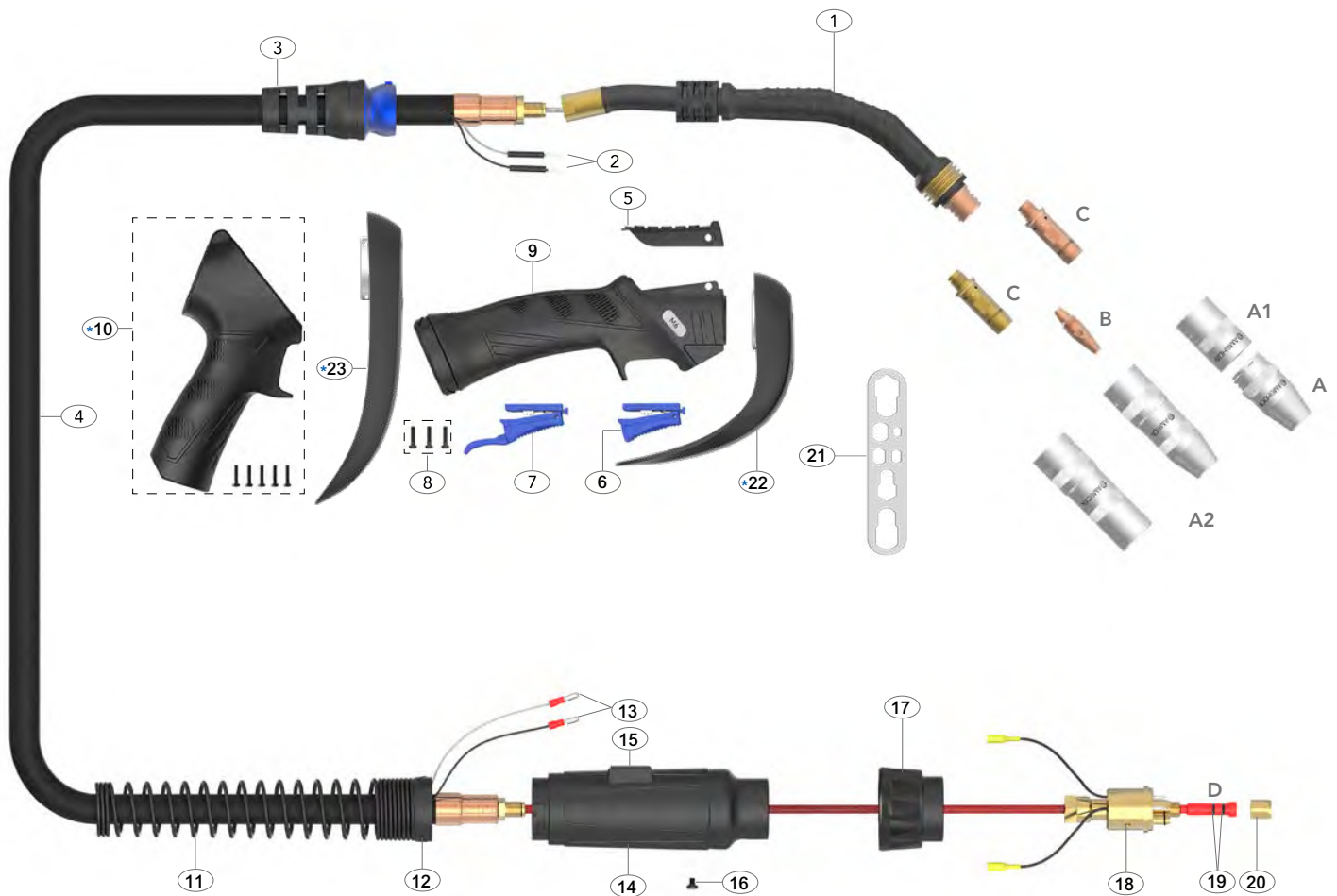
Part Number	Description	Material
•AM6TAC	Tip Adaptor High Performance	CuCrZr
AM6TAB	Tip Adaptor	Brass

D Liners

Part Number	Description	Wire Size
•AM6SL-1012-30	Steel Liner x 3mt	1.0-1.2mm
•AM6SL-1012-40	Steel Liner x 4mt	1.0-1.2mm
•AM6SL-1012-50	Steel Liner x 5mt	1.0-1.2mm
AM6SL-16-30	Steel Liner x 3mt	1.6mm
AM6SL-16-40	Steel Liner x 4mt	1.6mm
AM6SL-16-50	Steel Liner x 5mt	1.6mm

• Denotes torch package standard wear part set-up

SuperSoft -20 Premium Power Cables
 Perfect for extreme subzero working conditions



Spare Parts

Part Number	Description
1 AM6001	Swan Neck Assembly
2 AM1521	Cable Terminal
3 AMS8017	Handle Cable Support c/w Ball Joint
4 AM6003CW-30	Power Cable Assembly x 3mt
AM6003CW-40	Power Cable Assembly x 4mt
AM6003CW-50	Power Cable Assembly x 5mt
5 AM2515-C	Handle Control Cover c/w Screw+Nut
6 AM2516	Microswitch Standard Trigger
7 AM2516L	Microswitch Extended Trigger
8 AMS1-1	Screw Pack
9 AM2515	Handle and Lock Nut Assembly
11 AM8026	Housing Spring
12 AM8028	Housing Lock Nut
13 AM1522	Cable Terminal Male
14 AMT5022	Gun Plug Housing
15 AMF8017	Large Housing Flat Cover Black
16 AM1526	Gun Plug Screw
17 AM1519	Gun Plug Nut
18 AMB1528	Gun Plug Body
19 AMLOR	Liner 'O' Ring
20 AM1826	Liner Retaining Nut
21 AMWS	Wear Parts Spanner

Part Number	Description
Retrofit Options (Not Fitted as Standard)	
*10 AMMP2515	Pistol Handle Assembly
*22 AM6001HS-KIT	Heat Shield Kit For Standard Handle
*23 AMP6001HS-KIT	Heat Shield Kit For Pistol Handle

Welding with Soft Wires

For welding with Aluminum wires use a Combi-liner (page 57-58). Optimum installation is achieved when using the Combi-liner set-up kit.


Optional Extra

AMCLST-KITS Combi-Liner Set-up kit (See Page 58)

M4W Liquid-Cooled Mig Welding Torch

Ratings:	400A CO ₂ , 350A mixed gas, 300A pulse, EN60974-7@100% duty cycle. 0.9mm-1.6mm wires
----------	--

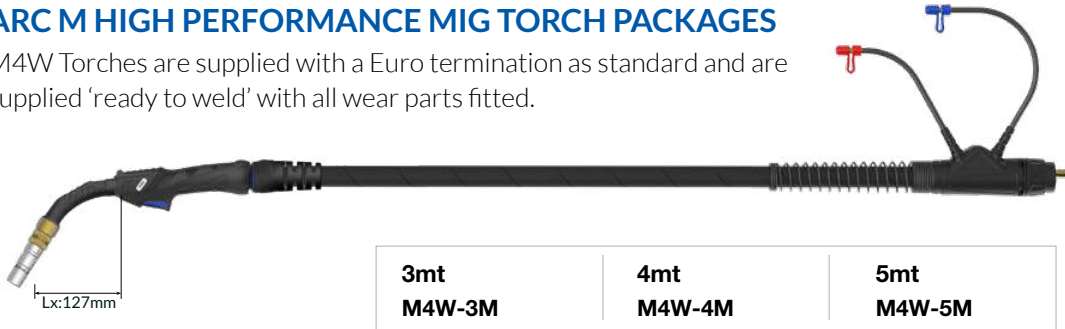
A lightweight, true performance tool. Perfect for various positions in challenging-to-access areas where a large torch isn't necessary.



Compact Handle

ARC M HIGH PERFORMANCE MIG TORCH PACKAGES

M4W Torches are supplied with a Euro termination as standard and are supplied 'ready to weld' with all wear parts fitted.



3mt M4W-3M	4mt M4W-4M	5mt M4W-5M
-----------------------------	-----------------------------	-----------------------------



Wear Parts

Nozzles					
Part Number	Description	Bore	Wall	Material	
A •AM4WCN	Conical / Insulator Assy	13.0mm	2.5mm	Copper	
AM4WCYN	Cylindrical / Insulator Assy	15.0mm	2.5mm	Copper	
A1•AM4WCN-C	Conical Nozzle c/w Insulator & Retaining Ring				
AM4WCYN-C	Cylindrical Nozzle c/w Insulator & Retaining Ring				

B Nozzle Retaining Rings			
Part Number	Description	Size	Material
•AM4WCNR	Nozzle Retaining Ring	26.0mm	Brass

C Contact Tips				
Part Number	Description	Size (mm)	Wire Size (mm-inch)	Material
Standard Series				
AM5CT09	Contact Tip	M8*29.5	0.9 - 0.035	CuCrZr
AM5CT10	Contact Tip	M8*29.5	1.0 - 0.040	CuCrZr
•AM5CT12	Contact Tip	M8*29.5	1.2 - 0.045	CuCrZr
AM5CT14	Contact Tip	M8*29.5	1.4 - 0.055	CuCrZr
AM5CT16	Contact Tip	M8*29.5	1.6 - 0.063	CuCrZr
A Series				
AM5CT10A	Contact Tip	M8*29.5	1.0 - 0.040	CuCrZr
AM5CT12A	Contact Tip	M8*29.5	1.2 - 0.045	CuCrZr
AM5CT16A	Contact Tip	M8*29.5	1.6 - 0.063	CuCrZr

•Denotes torch package standard wear part set-up

D Tip Adaptors		
Part Number	Description	Material
•AM4WTAB-20	Tip Adaptor 2.0mm Recess	Brass
AM4WTAC-20	High Performance 2.0mm Recess	Copper

E Tip Adaptor Insulators	
Part Number	Description
•AM4WTAI	Tip Adaptor Insulator

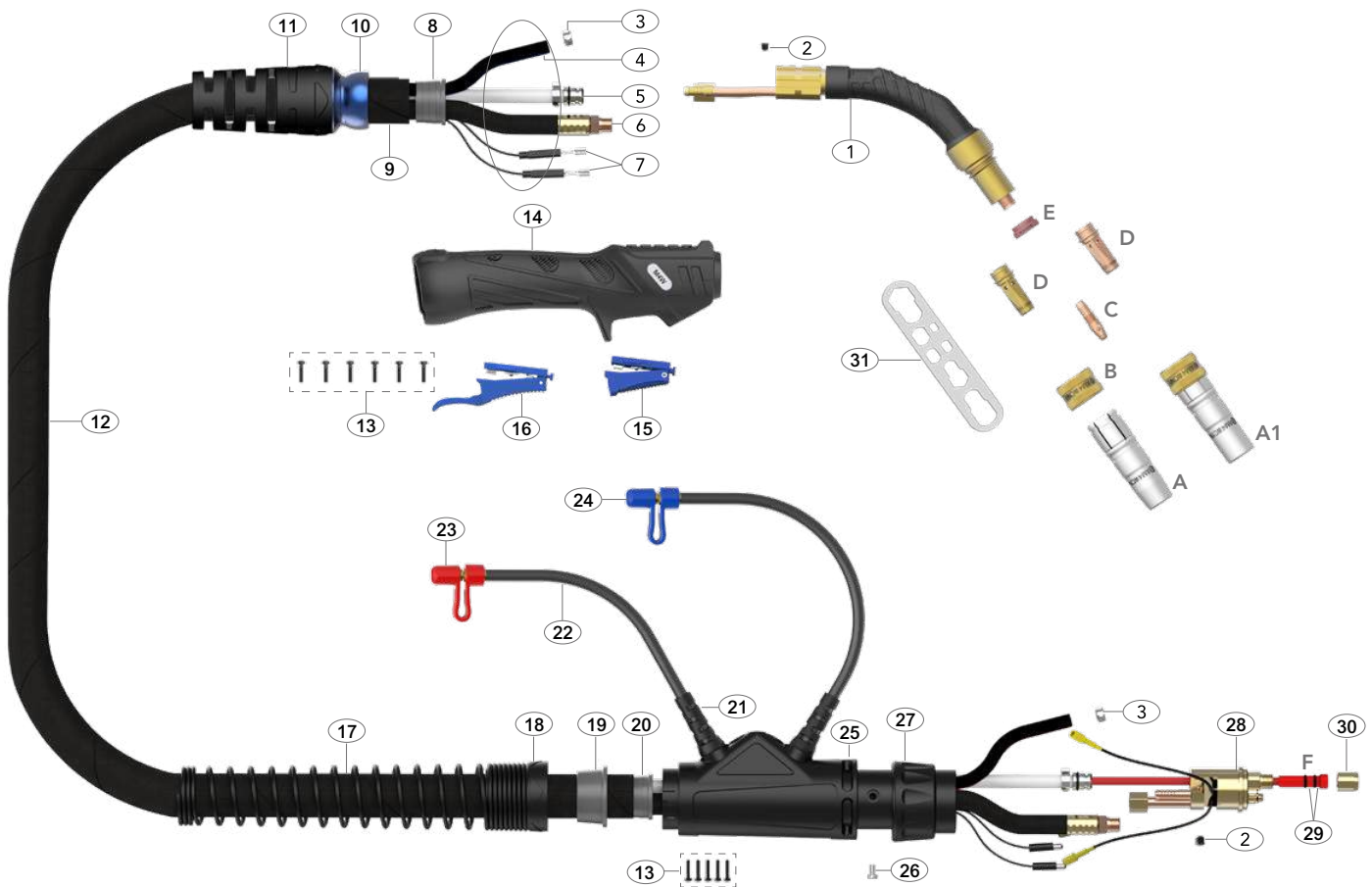
F Liners		
Part Number	Description	Wire Size
•AM2524-30	Steel Liner x 3mt	1.0-1.2mm
•AM2524-40	Steel Liner x 4mt	1.0-1.2mm
•AM2524-50	Steel Liner x 5mt	1.0-1.2mm
AM3631-30	Steel Liner x 3mt	1.6mm
AM3631-40	Steel Liner x 4mt	1.6mm
AM3631-50	Steel Liner x 5mt	1.6mm
AM1564-30	Combi Liner x 3mt	0.8-1.2mm
AM1564-40	Combi Liner x 4mt	0.8-1.2mm
AM1564-50	Combi Liner x 5mt	0.8-1.2mm

For alternate liner options please refer to page 55-57

HIGH PERFORMANCE SERIES



MAKE WORK
LIFE EASIER



Spare Parts

Part Number	Description
1	AM4002 Swan Neck Assembly
2	AM6X5 Outer Liner Retaining Screw
3	AM15400023 Water Hose Clamp 10mm
8	AMS8010 Canvas Cover Retainer
10	AMS3208-1 Ball Joint
11	AMS3208-S Cable Support With Nut
13	AMSP1-1 Screw Pack
14	AM2514 Handle Kit
15	AM2516 Microswitch Standard Trigger
16	AM2516L Microswitch Extended Trigger
17	AM8027 Cable Support Spring
18	AM8028 Housing Lock Nut
19	AM8009 Canvas Cover Clamp
20	AM8010 Canvas Cover Retainer
21	AM1820 Hose Support
22	AM5017 Water Outlet Hose Assembly
23	AM80320 Red Cap Stopper
24	AM80310 Blue Cap Stopper
25	AM5022 Housing Assembly
26	AM1526 Gun Plug Screw (M4 x 0.7)
27	AM1519 Gun Plug Nut
28	AM5098 Water-Cooled Plug Body Assembly
29	AMLOR Liner 'O' Ring
30	AM1826 Liner Retaining Nut
31	AMWS Wear Parts Spanner

Cable Parts

Description	Part Number		
	3mt	4mt	5mt
4	AM5012-30	AM5012-40	AM5012-50
5	AM6008-30	AM6008-40	AM6008-50
6	AM4015-30	AM4015-40	AM4015-50
7	AM5010-30	AM5010-40	AM5010-50
9	AM5019-30	AM5019-40	AM5019-50
12	AM4006-30	AM4006-40	AM4006-50

Welding with Soft Wires

For welding with Aluminum wires use a Soft Wire / Combi-Liner (page 57-58). Optimum installation is achieved when using the Soft Wire / Combi-Liner set-up kit.

Optional Extra

AM2OSWLG	Soft Wire Liner Gasket (See Page 58)
AMCLST-KITS	Combi-Liner Set-up kit (See Page 58)

M5W Liquid-Cooled Mig Welding Torch

Ratings:	560A CO ₂ , 540A mixed gas M21, 380A pulse @100% Max. Load 24KW with 1600W liquid cooler, 0.9mm-1.6mm wires
	540A CO ₂ , 520A mixed gas M21, 350A pulse @100% Max. Load 22KW with 1200W liquid cooler, 0.9mm-1.6mm wires

Ideal for heavy duty 1.2mm high deposition and pulse applications with all wire types.

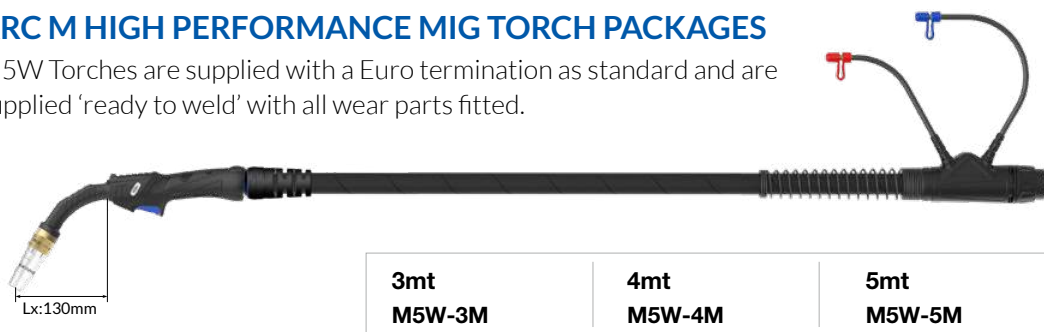


M5W Video

Compact Handle

ARC M HIGH PERFORMANCE MIG TORCH PACKAGES

M5W Torches are supplied with a Euro termination as standard and are supplied 'ready to weld' with all wear parts fitted.



3mt M5W-3M	4mt M5W-4M	5mt M5W-5M
-----------------------------	-----------------------------	-----------------------------



Wear Parts

Nozzles

Part Number	Description	Bore	Wall	Material
A •AMN5WCN	Conical / Insulator Assy	13.5mm	3.0mm	Copper
AMN5WTN	Tapered / Insulator Assy	11.5mm	3.0mm	Copper
AMN5WCYN	Cylindrical / Insulator Assy	16.0mm	3.0mm	Copper
A1•AMN5WCN-C	Conical Nozzle c/w Insulator & Retaining Ring			
AMN5WTN-C	Tapered Nozzle c/w Insulator & Retaining Ring			
AMN5WCYN-C	Cylindrical Nozzle c/w Insulator & Retaining Ring			

B Nozzle Retaining Rings

Part Number	Description	Size	Material
•AMN5WCNR	Nozzle Retaining Ring	29.5mm	Brass

C Contact Tips

Part Number	Description	Size (mm)	Wire Size (mm-inch)	Material
Standard Series				
AM5CT09	Contact Tip	M8*29.5	0.9 - 0.035	CuCrZr
AM5CT10	Contact Tip	M8*29.5	1.0 - 0.040	CuCrZr
•AM5CT12	Contact Tip	M8*29.5	1.2 - 0.045	CuCrZr
AM5CT14	Contact Tip	M8*29.5	1.4 - 0.055	CuCrZr
AM5CT16	Contact Tip	M8*29.5	1.6 - 0.063	CuCrZr
A Series				
AM5CT10A	Contact Tip	M8*29.5	1.0 - 0.040	CuCrZr
AM5CT12A	Contact Tip	M8*29.5	1.2 - 0.045	CuCrZr
AM5CT16A	Contact Tip	M8*29.5	1.6 - 0.063	CuCrZr
AM2CT10A	Contact Tip	M8*29.5	1.0 - 0.040	Copper
AM2CT12A	Contact Tip	M8*29.5	1.2 - 0.045	Copper

•Denotes torch package standard wear part set-up

D Tip Adaptors

Part Number	Description	Material
•AM5WTAC-20	High Performance 2.0mm Recess	Copper
AM5WTAC-45	High Performance 4.5mm Recess	Copper
AM5WTAB-20	Tip Adaptor 2.0mm Recess	Brass
AM5WTAB-45	Tip Adaptor 4.5mm Recess	Brass

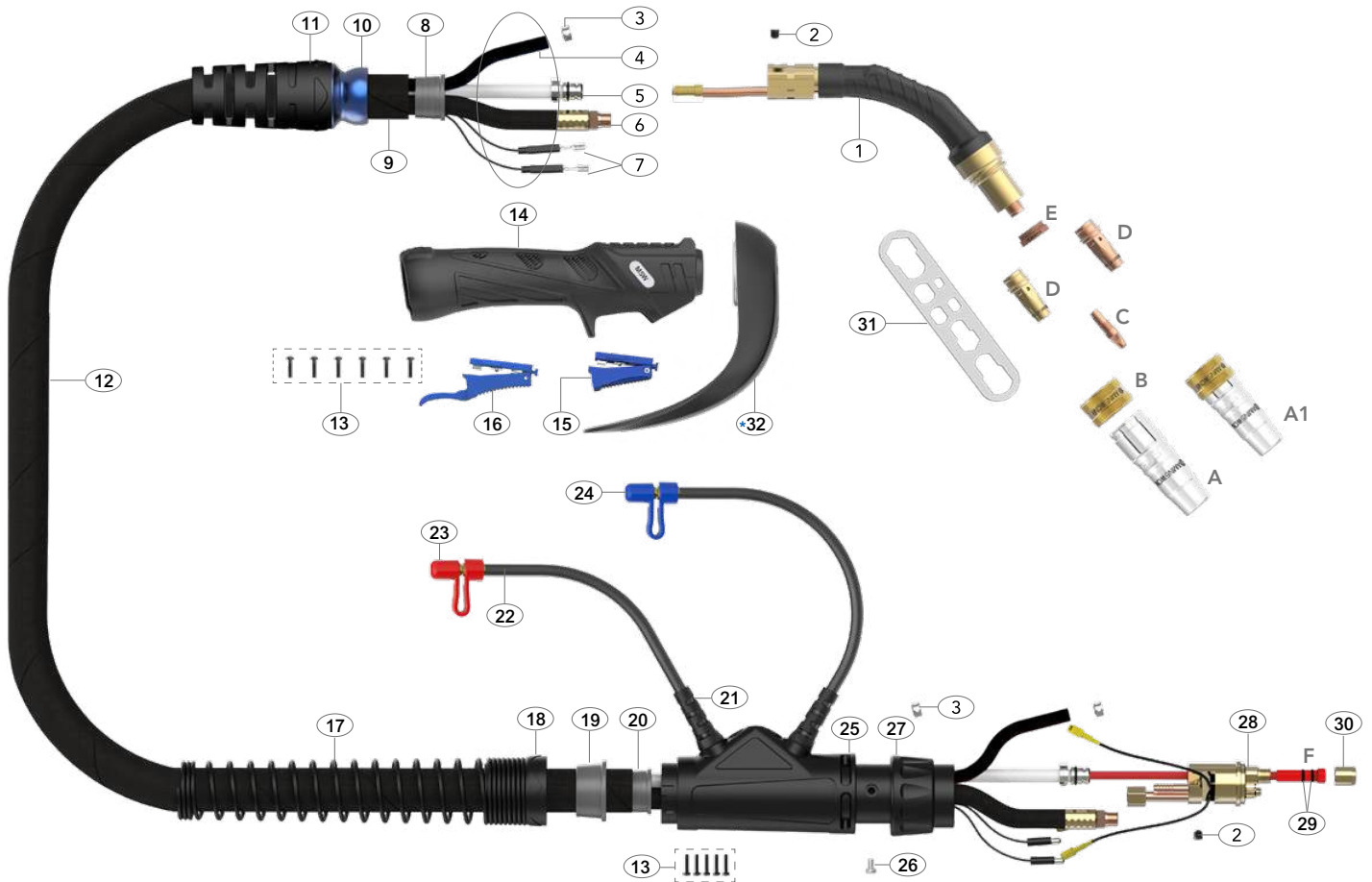
E Tip Adaptor Insulators

Part Number	Description
•AM5WTAI	Tip Adaptor Insulator

F Liners

Part Number	Description	Wire Size
•AM6SL-1012-30	Steel Liner x 3mt	1.0-1.2mm
•AM6SL-1012-40	Steel Liner x 4mt	1.0-1.2mm
•AM6SL-1012-50	Steel Liner x 5mt	1.0-1.2mm
AM6SL-16-30	Steel Liner x 3mt	1.6mm
AM6SL-16-40	Steel Liner x 4mt	1.6mm
AM6SL-16-50	Steel Liner x 5mt	1.6mm
AM6OSWL-1012-30	Soft Wire Liner x 3mt	1.0-1.2mm
AM6OSWL-1012-40	Soft Wire Liner x 4mt	1.0-1.2mm
AM6OSWL-1620-30	Soft Wire Liner x 3mt	1.6-2.0mm
AM6OSWL-1620-40	Soft Wire Liner x 4mt	1.6-2.0mm

For alternate liner options please refer to page 55-58



Spare Parts

Part Number	Description
1	AM5002 Swan Neck Assembly
2	AM6X5 Outer Liner Retaining Screw
3	AM15400023 Water Hose Clamp 10mm
8	AMS8010 Canvas Cover Retainer
10	AMS3208-1 Ball Joint
11	AMS3208-S Cable Support With Nut
13	AMSP1-1 Screw Pack
14	AM2514 Handle Kit
15	AM2516 Microswitch Standard Trigger
16	AM2516L Microswitch Extended Trigger
17	AM8027 Cable Support Spring
18	AM8028 Housing Lock Nut
19	AM8009 Canvas Cover Clamp
20	AM8010 Canvas Cover Retainer
21	AM1820 Hose Support
22	AM5017 Water Outlet Hose Assembly
23	AM80320 Red Cap Stopper
24	AM80310 Blue Cap Stopper
25	AM5022 Housing Assembly
26	AM1526 Gun Plug Screw (M4 x 0.7)
27	AM1519 Gun Plug Nut
28	AM5098 Water-Cooled Plug Body Assembly
29	AMLOR Liner 'O' Ring
30	AM1826 Liner Retaining Nut
31	AMWS Wear Parts Spanner

Cable Parts

Description	Part Number		
	3mt	4mt	5mt
4	AM5012-30	AM5012-40	AM5012-50
5	AM6008-30	AM6008-40	AM6008-50
6	AM6015-30	AM6015-40	AM6015-50
7	AM5010-30	AM5010-40	AM5010-50
9	AM5019-30	AM5019-40	AM5019-50
12	AM5506-30	AM5506-40	AM5506-50

Retrofit Option (Not Fitted as Standard)

*32	AM5002HS-KIT	Heat Shield Kit For Standard Handle
-----	--------------	-------------------------------------

Welding with Soft Wires

For welding with Aluminum wires use a Soft Wire / Combi-Liner (page 57-58). Optimum installation is achieved when using the Soft Wire / Combi-Liner set-up kit.

Optional Extra

AMOSWLG	Soft Wire Liner Gasket (See Page 58)
AMOSW-LINER-T	Soft Wire / Combi-Liner Set-up Kit (See Page 58)

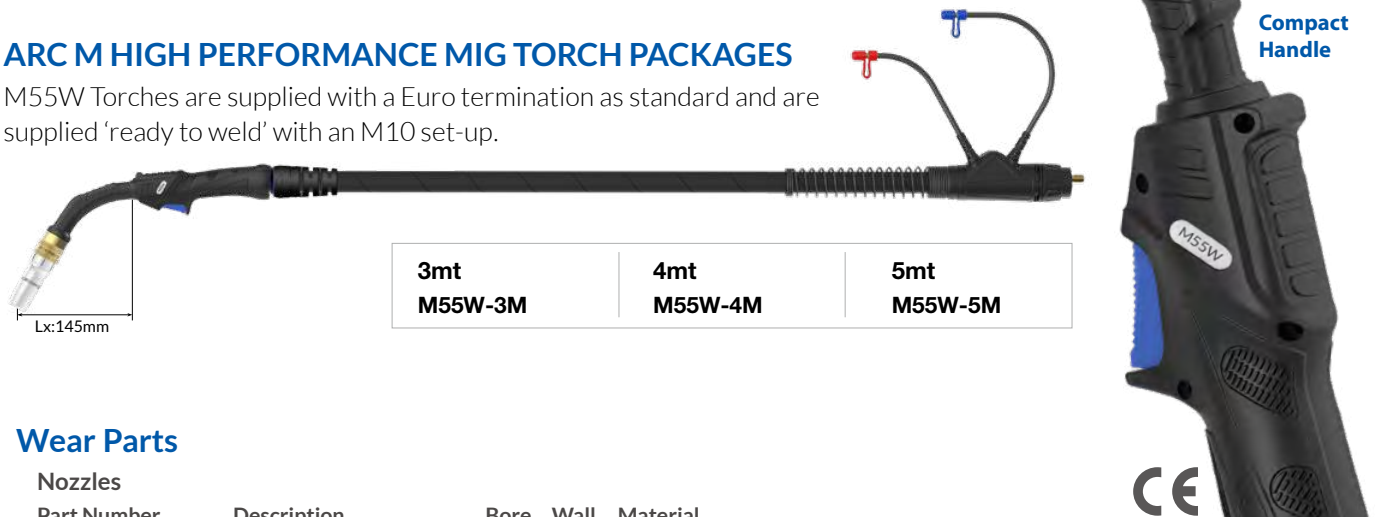
M55W Liquid-Cooled Mig Welding Torch

Ratings:	580A CO ₂ , 560A mixed gas M21, 400A pulse @100% Max. Load 25KW with 1600W liquid cooler, 0.9mm-2.0mm wires
	550A CO ₂ , 530A mixed gas M21, 360A pulse @100% Max. Load 23KW with 1200W liquid cooler, 0.9mm-2.0mm wires

Ideal for all high deposition applications with high reflected heat.

ARC M HIGH PERFORMANCE MIG TORCH PACKAGES

M55W Torches are supplied with a Euro termination as standard and are supplied 'ready to weld' with an M10 set-up.



Wear Parts

Nozzles

Part Number	Description	Bore	Wall	Material
A •AMN55WCN	Conical / Insulator Assy	15mm	3.0mm	Copper
AMN55WTN	Tapered / Insulator Assy	13mm	3.0mm	Copper
AMN55WCYN	Cylindrical/Insulator Assy	17mm	3.0mm	Copper
A1•AMN55WCN-C	Conical Nozzle c/w Insulator & Retaining Ring			
AMN55WTN-C	Tapered Nozzle c/w Insulator & Retaining Ring			
AMN55WCYN-C	Cylindrical Nozzle c/w Insulator & Retaining Ring			

B Nozzle Retaining Rings

Part Number	Description	Size	Material
•AMN6WCNR	Nozzle Retaining Ring-Pull Off	30.5mm	Brass

C Contact Tips

Part Number	Description	Size (mm)	Wire Size (mm-inch)	Material
Standard Series				
AM6WCT09	Contact Tip	M10*35.5	0.9 - 0.035	CuCrZr
AM6WCT10	Contact Tip	M10*35.5	1.0 - 0.040	CuCrZr
•AM6WCT12	Contact Tip	M10*35.5	1.2 - 0.045	CuCrZr
AM6WCT14	Contact Tip	M10*35.5	1.4 - 0.055	CuCrZr
AM6WCT16	Contact Tip	M10*35.5	1.6 - 0.063	CuCrZr
AM6WCT20	Contact Tip	M10*35.5	2.0 - 0.080	CuCrZr
A Series				
AM6WCT10A	Contact Tip	M10*35.5	1.0 - 0.040	CuCrZr
AM6WCT12A	Contact Tip	M10*35.5	1.2 - 0.045	CuCrZr
AM6WCT16A	Contact Tip	M10*35.5	1.6 - 0.063	CuCrZr
AM6WCT20A	Contact Tip	M10*35.5	2.0 - 0.080	CuCrZr
AMC6WCT10A	Contact Tip	M10*35.5	1.0 - 0.040	Copper
AMC6WCT12A	Contact Tip	M10*35.5	1.2 - 0.045	Copper

• Denotes torch package standard wear part set-up

D Tip Adaptors

Part Number	Description	Material
•AM6OSWTAC-20	High Performance 2.0mm Recess	Copper
AM6OSWTAC-45	High Performance 4.5mm Recess	Copper
AM6OSWTAB-20	Tip Adaptor 2.0mm Recess	Brass
AM6OSWTAB-45	Tip Adaptor 4.5mm Recess	Brass

E Tip Adaptor Insulators

Part Number	Description
•AM55WTAI	Tip Adaptor Insulator

F Liners

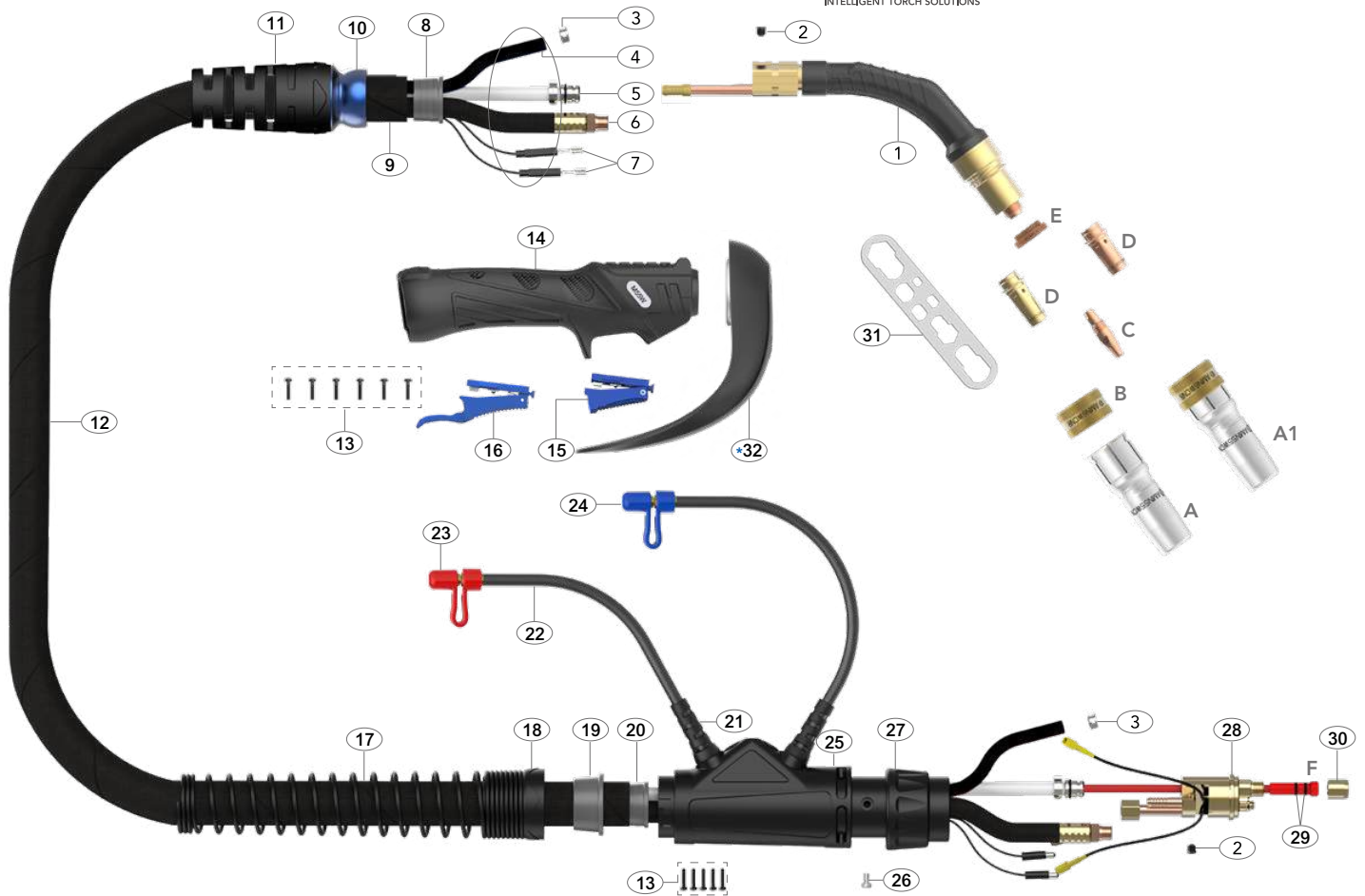
Part Number	Description	Wire Size
•AM6SL-1012-30	Steel Liner x 3mt	1.0-1.2mm
•AM6SL-1012-40	Steel Liner x 4mt	1.0-1.2mm
•AM6SL-1012-50	Steel Liner x 5mt	1.0-1.2mm
AM6SL-16-30	Steel Liner x 3mt	1.6mm
AM6SL-16-40	Steel Liner x 4mt	1.6mm
AM6SL-16-50	Steel Liner x 5mt	1.6mm
AM6SL-20-30	Steel Liner x 3mt	2.0mm
AM6SL-20-40	Steel Liner x 4mt	2.0mm
AM6SL-20-50	Steel Liner x 5mt	2.0mm
AM6OSWL-1012-30	Soft Wire Liner x 3mt	1.0-1.2mm
AM6OSWL-1012-40	Soft Wire Liner x 4mt	1.0-1.2mm
AM6OSWL-1620-30	Soft Wire Liner x 3mt	1.6-2.0mm
AM6OSWL-1620-40	Soft Wire Liner x 4mt	1.6-2.0mm

For alternate liner options please refer to page 55-58

HIGH PERFORMANCE SERIES



MAKE WORK
LIFE EASIER



Spare Parts

Part Number	Description	
1	AM5502	Swan Neck Assembly
2	AM6X5	Outer Liner Retaining Screw
3	AM15400023	Water Hose Clamp 10mm
8	AMS8010	Canvas Cover Retainer
10	AMS3208-1	Ball Joint
11	AMS3208-S	Cable Support With Nut
13	AMSP1-1	Screw Pack
14	AM2514	Handle Kit
15	AM2516	Microswitch Standard Trigger
16	AM2516L	Microswitch Extended Trigger
17	AM8027	Cable Support Spring
18	AM8028	Housing Lock Nut
19	AM8009	Canvas Cover Clamp
20	AM8010	Canvas Cover Retainer
21	AM1820	Hose Support
22	AM5017	Water Outlet Hose Assembly
23	AM80320	Red Cap Stopper
24	AM80310	Blue Cap Stopper
25	AM5022	Housing Assembly
26	AM1526	Gun Plug Screw (M4 x 0.7)
27	AM1519	Gun Plug Nut
28	AM5098	Water-Cooled Plug Body Assembly
29	AMLOR	Liner 'O' Ring
30	AM1826	Liner Retaining Nut
31	AMWS	Wear Parts Spanner

Cable Parts

Description	Part Number		
	3mt	4mt	5mt
4	AM5012-30	AM5012-40	AM5012-50
5	AM6008-30	AM6008-40	AM6008-50
6	AM6015-30	AM6015-40	AM6015-50
7	AM5010-30	AM5010-40	AM5010-50
9	AM5019-30	AM5019-40	AM5019-50
12	AM5506-30	AM5506-40	AM5506-50

Retrofit Option (Not Fitted as Standard)

*32 AM5502HS-KIT Heat Shield Kit For Standard Handle

Welding with Soft Wires

For welding with Aluminum wires use a Soft Wire / Combi-Liner (page 57-58). Optimum installation is achieved when using the Soft Wire / Combi-Liner set-up kit.

Optional Extra

AMOSWLG Soft Wire Liner Gasket (See Page 58)
 AMOSW-LINER-T Soft Wire / Combi-Liner Set-up Kit (See Page 58)

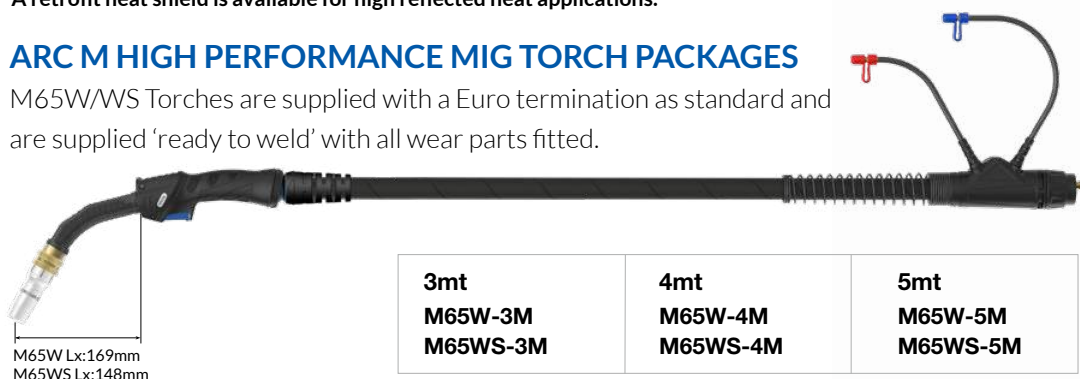
M65W/M65WS Liquid-Cooled Mig Welding Torch

M65W/ M65WS Ratings:	580A CO ₂ , 560A mixed gas M21, 400A pulse @100% Max. Load 25KW with 1600W liquid cooler, 0.9mm-2.0mm wires
	550A CO ₂ , 530A mixed gas M21, 360A pulse @100% Max. Load 23KW with 1200W liquid cooler, 0.9mm-2.0mm wires

Ideal for high deposition and pulse applications with high reflected heat.
Fitted with a long neck as standard with an optional shorter version.
A retrofit heat shield is available for high reflected heat applications.

ARC M HIGH PERFORMANCE MIG TORCH PACKAGES

M65W/WS Torches are supplied with a Euro termination as standard and are supplied 'ready to weld' with all wear parts fitted.



3mt M65W-3M M65WS-3M	4mt M65W-4M M65WS-4M	5mt M65W-5M M65WS-5M
---	---	---



Wear Parts

Nozzles

Part Number	Description	Bore	Wall	Material
A • AMN55WCN	Conical / Insulator Assy	15mm	3.0mm	Copper
AMN55WTN	Tapered / Insulator Assy	13mm	3.0mm	Copper
AMN55WCYN	Cylindrical/Insulator Assy	17mm	3.0mm	Copper
A1 • AMN55WCN-C	Conical Nozzle c/w Insulator & Retaining Ring			
AMN55WTN-C	Tapered Nozzle c/w Insulator & Retaining Ring			
AMN55WCYN-C	Cylindrical Nozzle c/w Insulator & Retaining Ring			

B Nozzle Retaining Rings

Part Number	Description	Size	Material
• AMN6WCNR	Nozzle Retaining Ring-Pull Off	30.5mm	Brass

C Contact Tips

Part Number	Description	Size (mm)	Wire Size (mm-inch)	Material
Standard Series				
AM6WCT09	Contact Tip	M10*35.5	0.9 - 0.035	CuCrZr
AM6WCT10	Contact Tip	M10*35.5	1.0 - 0.040	CuCrZr
• AM6WCT12	Contact Tip	M10*35.5	1.2 - 0.045	CuCrZr
AM6WCT14	Contact Tip	M10*35.5	1.4 - 0.055	CuCrZr
AM6WCT16	Contact Tip	M10*35.5	1.6 - 0.063	CuCrZr
AM6WCT20	Contact Tip	M10*35.5	2.0 - 0.080	CuCrZr
A Series				
AM6WCT10A	Contact Tip	M10*35.5	1.0 - 0.040	CuCrZr
AM6WCT12A	Contact Tip	M10*35.5	1.2 - 0.045	CuCrZr
AM6WCT16A	Contact Tip	M10*35.5	1.6 - 0.063	CuCrZr
AM6WCT20A	Contact Tip	M10*35.5	2.0 - 0.080	CuCrZr
AMC6WCT10A	Contact Tip	M10*35.5	1.0 - 0.040	Copper
AMC6WCT12A	Contact Tip	M10*35.5	1.2 - 0.045	Copper

• Denotes torch package standard wear part set-up

D Tip Adaptors

Part Number	Description	Material
• AM6OSWTAC-20	High Performance 2.0mm Recess	Copper
AM6OSWTAC-45	High Performance 4.5mm Recess	Copper
AM6OSWTAB-20	Tip Adaptor 2.0mm Recess	Brass
AM6OSWTAB-45	Tip Adaptor 4.5mm Recess	Brass

E Tip Adaptor Insulators

Part Number	Description
• AM55WTAI	Tip Adaptor Insulator

F Liners

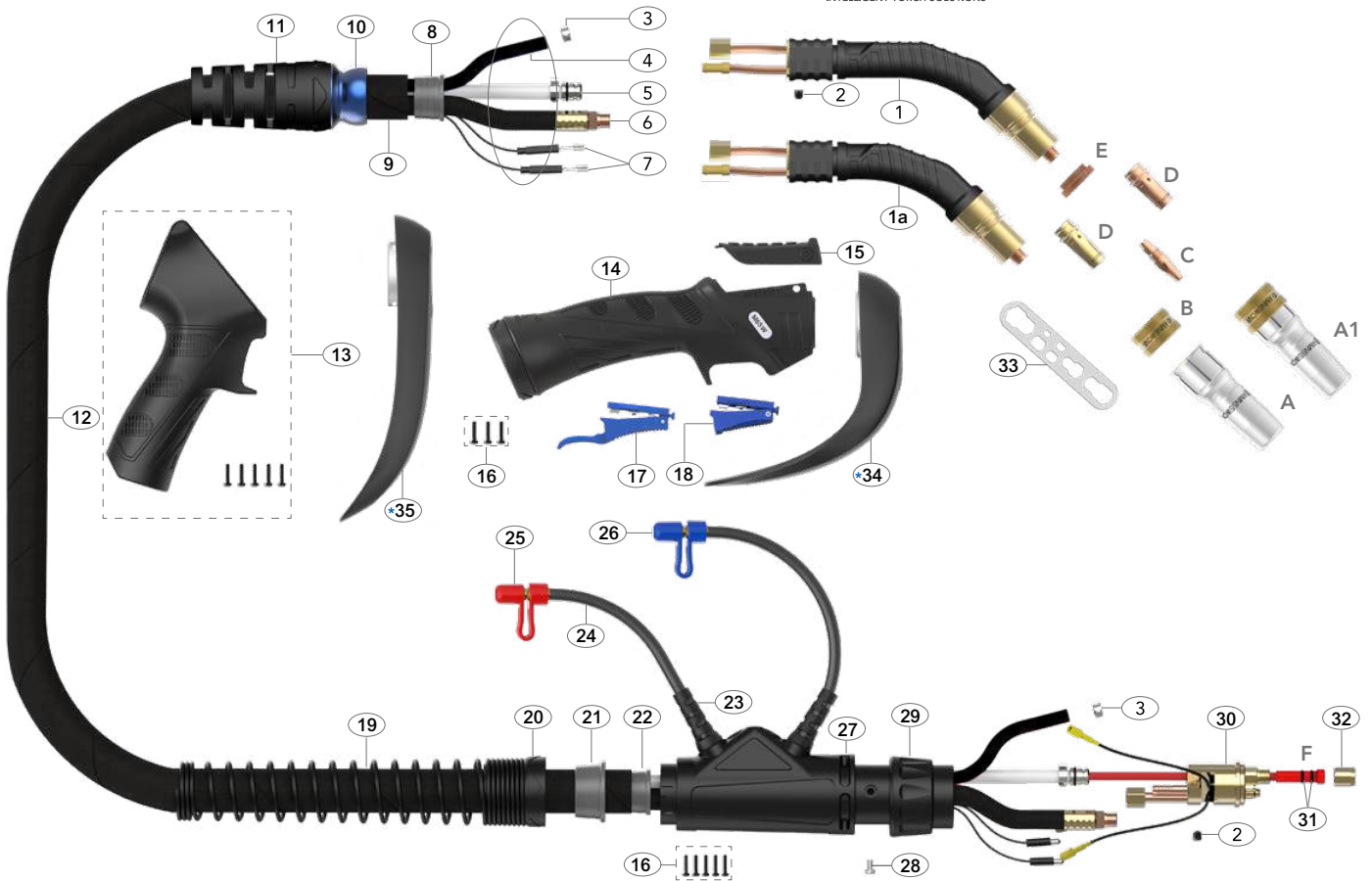
Part Number	Description	Wire Size
• AM6SL-1012-30	Steel Liner x 3mt	1.0-1.2mm
• AM6SL-1012-40	Steel Liner x 4mt	1.0-1.2mm
• AM6SL-1012-50	Steel Liner x 5mt	1.0-1.2mm
AM6SL-16-30	Steel Liner x 3mt	1.6mm
AM6SL-16-40	Steel Liner x 4mt	1.6mm
AM6SL-16-50	Steel Liner x 5mt	1.6mm
AM6SL-20-30	Steel Liner x 3mt	2.0mm
AM6SL-20-40	Steel Liner x 4mt	2.0mm
AM6SL-20-50	Steel Liner x 5mt	2.0mm
AM6OSWL-1012-30	Soft Wire Liner x 3mt	1.0-1.2mm
AM6OSWL-1012-40	Soft Wire Liner x 4mt	1.0-1.2mm
AM6OSWL-1620-30	Soft Wire Liner x 3mt	1.6-2.0mm
AM6OSWL-1620-40	Soft Wire Liner x 4mt	1.6-2.0mm

For alternate liner options please refer to page 55-58

HIGH PERFORMANCE SERIES



MAKE WORK
LIFE EASIER



Spare Parts

Part Number	Description
1	AM6502 M65W Swan Neck Assembly 45°
1a	AM6502S M65WS Swan Neck Assembly 45°
2	AM6X5 Outer Liner Retaining Screw
3	AM15400023 Water Hose Clamp 10mm
8	AMS8010 Canvas Cover Retainer
10	AM3208-1 Ball Joint
11	AMS3208-S Cable Support With Nut
14	AM2515 Handle and Lock Nut Assembly
15	AM2515-C Handle Control Cover
16	AMSP1-1 Screw Pack
17	AM2516 Microswitch Standard Trigger
18	AM2516L Microswitch Extended Trigger
19	AM8027 Cable Support Spring
20	AM8028 Housing Lock Nut
21	AM8009 Canvas Cover Clamp
22	AM8010 Canvas Cover Retainer
23	AM1820 Hose Support
24	AM5017 Water Outlet Hose Assembly
25	AM80320 Red Cap Stopper
26	AM80310 Blue Cap Stopper
27	AM5022 Housing Assembly
28	AM1526 Gun Plug Screw (M4 x 0.7)
29	AM1519 Gun Plug Nut
30	AM5098 Water-Cooled Plug Body Assembly
31	AMLOR Liner 'O' Ring
32	AM1826 Liner Retaining Nut
33	AMWS Wear Parts Spanner

Cable Parts

Description	Part Number			
	3mt	4mt	5mt	
4	Water Inlet Hose Assembly	AM5012-30	AM5012-40	AM5012-50
5	Outer Liner Assembly	AM6008-30	AM6008-40	AM6008-50
6	Power Cable Assembly	AM6015-30	AM6015-40	AM6015-50
7	Switch Lead Assembly	AM5010-30	AM5010-40	AM5010-50
9	Canvas Cover Assembly	AM5019-30	AM5019-40	AM5019-50
12	Complete Cable Assembly	AM6006-30	AM6006-40	AM6006-50

Retrofit Options (Not Fitted as Standard)

*13	AMMP2515	Pistol Handle Assembly
*34	AM6502HS-KIT	Heat Shield Kit For Standard Handle
*35	AMP6502HS-KIT	Heat Shield Kit For Pistol Handle

Welding with Soft Wires

For welding with Aluminum wires use a Soft Wire / Combi-Liner (page 57-58). Optimum installation is achieved when using the Soft Wire / Combi-Liner set-up kit.

Optional Extra

AMOSWLG	Soft Wire Liner Gasket (See Page 58)
AMOSW-LINER-T	Soft Wire / Combi-Liner Set-up Kit (See Page 58)

The design, manufacturing and quality systems of Arc Torchology are certified by **BVQI** in accordance with EN/ISO 9001:2015

M65WLP Liquid-Cooled Mig Welding Torch

M65WLP Ratings:	590A CO ₂ , 570A mixed gas M21, 420A pulse @100% Max. Load 26KW with 1600W liquid cooler, 0.9mm-2.0mm wires
	560A CO ₂ , 530A mixed gas M21, 380A pulse @100% Max. Load 24KW with 1200W liquid cooler, 0.9mm-2.0mm wires

Ideal for high deposition and pulse applications with high reflected heat.
Suitable for larger wire sizes, the 22 degree neck is better for feeding both stiff and soft wires.
A retrofit heat shield is available for high reflected heat applications.

ARC M HIGH PERFORMANCE MIG TORCH PACKAGES

M65WLP Torches are supplied with a Euro termination as standard and is supplied with a pistol handle and 'ready to weld' with high performance M10 wear parts.



3mt M65WLP-3M	4mt M65WLP-4M	5mt M65WLP-5M
--------------------------------	--------------------------------	--------------------------------

*M65WLP supplied with high performance M10 wear parts.

Wear Parts

Nozzles

Part Number	Description	Bore	Wall	Material
A • AMN55WCN	Conical / Insulator Assy	15mm	3.0mm	Copper
AMN55WTN	Tapered / Insulator Assy	13mm	3.0mm	Copper
AMN55WCYN	Cylindrical/Insulator Assy	17mm	3.0mm	Copper
A1 • AMN55WCN-C	Conical Nozzle c/w Insulator & Retaining Ring			
AMN55WTN-C	Tapered Nozzle c/w Insulator & Retaining Ring			
AMN55WCYN-C	Cylindrical Nozzle c/w Insulator & Retaining Ring			

B Nozzle Retaining Rings

Part Number	Description	Size	Material
• AMN6WCNR	Nozzle Retaining Ring-Pull Off	30.5mm	Brass

C Contact Tips

Part Number	Description	Size (mm)	Wire Size (mm-inch)	Material
Standard Series				
AM6WCT09	Contact Tip	M10*35.5	0.9 - 0.035	CuCrZr
AM6WCT10	Contact Tip	M10*35.5	1.0 - 0.040	CuCrZr
• AM6WCT12	Contact Tip	M10*35.5	1.2 - 0.045	CuCrZr
AM6WCT14	Contact Tip	M10*35.5	1.4 - 0.055	CuCrZr
AM6WCT16	Contact Tip	M10*35.5	1.6 - 0.063	CuCrZr
AM6WCT20	Contact Tip	M10*35.5	2.0 - 0.080	CuCrZr
A Series				
AM6WCT10A	Contact Tip	M10*35.5	1.0 - 0.040	CuCrZr
AM6WCT12A	Contact Tip	M10*35.5	1.2 - 0.045	CuCrZr
AM6WCT16A	Contact Tip	M10*35.5	1.6 - 0.063	CuCrZr
AM6WCT20A	Contact Tip	M10*35.5	2.0 - 0.080	CuCrZr
AMC6WCT10A	Contact Tip	M10*35.5	1.0 - 0.040	Copper
AMC6WCT12A	Contact Tip	M10*35.5	1.2 - 0.045	Copper

• Denotes torch package standard wear part set-up

D Tip Adaptors

Part Number	Description	Material
• AM6OSWTAC-20	High Performance 2.0mm Recess	Copper
AM6OSWTAC-45	High Performance 4.5mm Recess	Copper
AM6OSWTAB-20	Tip Adaptor 2.0mm Recess	Brass
AM6OSWTAB-45	Tip Adaptor 4.5mm Recess	Brass

E Tip Adaptor Insulators

Part Number	Description
• AM55WTAI	Tip Adaptor Insulator

F Liners

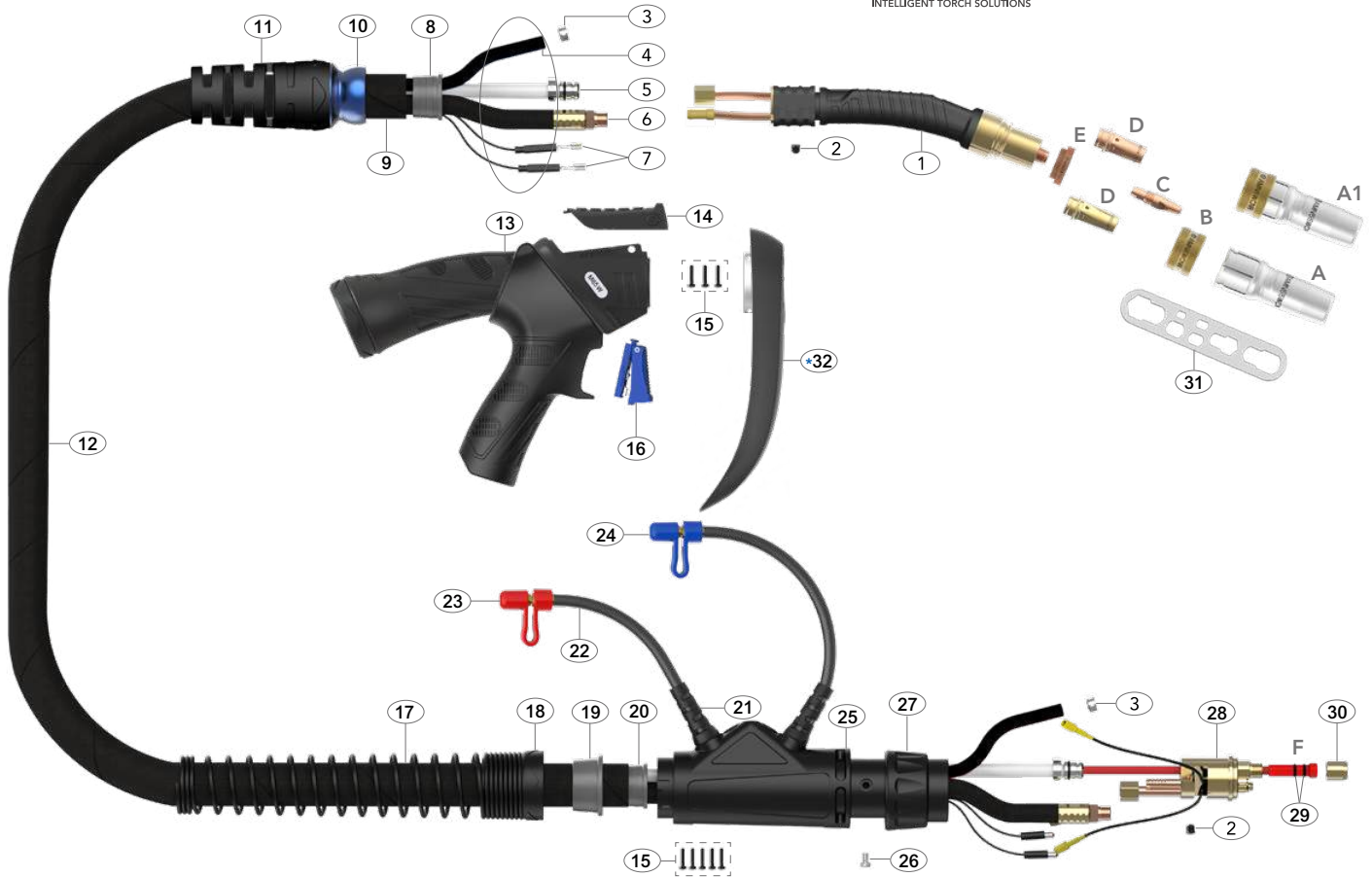
Part Number	Description	Wire Size
• AM6SL-1012-30	Steel Liner x 3mt	1.0-1.2mm
• AM6SL-1012-40	Steel Liner x 4mt	1.0-1.2mm
• AM6SL-1012-50	Steel Liner x 5mt	1.0-1.2mm
AM6SL-16-30	Steel Liner x 3mt	1.6mm
AM6SL-16-40	Steel Liner x 4mt	1.6mm
AM6SL-16-50	Steel Liner x 5mt	1.6mm
AM6SL-20-30	Steel Liner x 3mt	2.0mm
AM6SL-20-40	Steel Liner x 4mt	2.0mm
AM6SL-20-50	Steel Liner x 5mt	2.0mm
AM6OSWL-1012-30	Soft Wire Liner x 3mt	1.0-1.2mm
AM6OSWL-1012-40	Soft Wire Liner x 4mt	1.0-1.2mm
AM6OSWL-1620-30	Soft Wire Liner x 3mt	1.6-2.0mm
AM6OSWL-1620-40	Soft Wire Liner x 4mt	1.6-2.0mm

For alternate liner options please refer to page 55-58

HIGH PERFORMANCE SERIES



MAKE WORK
LIFE EASIER



Spare Parts

Part Number	Description
1	AM6502P M65WLP Swan Neck Assembly 22°
2	AM6X5 Outer Liner Retaining Screw
3	AM15400023 Water Hose Clamp 10mm
8	AMS8010 Canvas Cover Retainer
10	AM3208-1 Ball Joint
11	AMS3208-S Cable Support With Nut
13	AMP2515-KJ Handle and Lock Nut Assembly
14	AM2515-C Handle Control Cover
15	AMSP1-1 Screw Pack
16	AM2516 Microswitch Standard Trigger
17	AM8027 Cable Support Spring
18	AM8028 Housing Lock Nut
19	AM8009 Canvas Cover Clamp
20	AM8010 Canvas Cover Retainer
21	AM1820 Hose Support
22	AM5017 Water Outlet Hose Assembly
23	AM80320 Red Cap Stopper
24	AM80310 Blue Cap Stopper
25	AM5022 Housing Assembly
26	AM1526 Gun Plug Screw (M4 x 0.7)
27	AM1519 Gun Plug Nut
28	AM5098 Water-Cooled Plug Body Assembly
29	AMLOR Liner 'O' Ring
30	AM1826 Liner Retaining Nut
31	AMWS Wear Parts Spanner

Cable Parts

Description	Part Number		
	3mt	4mt	5mt
4	AM5012-30	AM5012-40	AM5012-50
5	AM6008-30	AM6008-40	AM6008-50
6	AM6015-30	AM6015-40	AM6015-50
7	AM5010-30	AM5010-40	AM5010-50
9	AM5019-30	AM5019-40	AM5019-50
12	AM6006-30	AM6006-40	AM6006-50

Retrofit Option (Not Fitted as Standard)

*32 AM6502PHS-KIT	Heat Shield Kit For Pistol Handle
-------------------	-----------------------------------

Welding with Soft Wires

For welding with Aluminum wires use a Soft Wire / Combi-Liner (page 57-58). Optimum installation is achieved when using the Soft Wire / Combi-Liner set-up kit.


Optional Extra

AMOSWLG	Soft Wire Liner Gasket (See Page 58)
AMOSW-LINER-T	Soft Wire / Combi-Liner Set-up Kit (See Page 58)

M5WM Liquid-Cooled Mig Welding Torch-Multijust

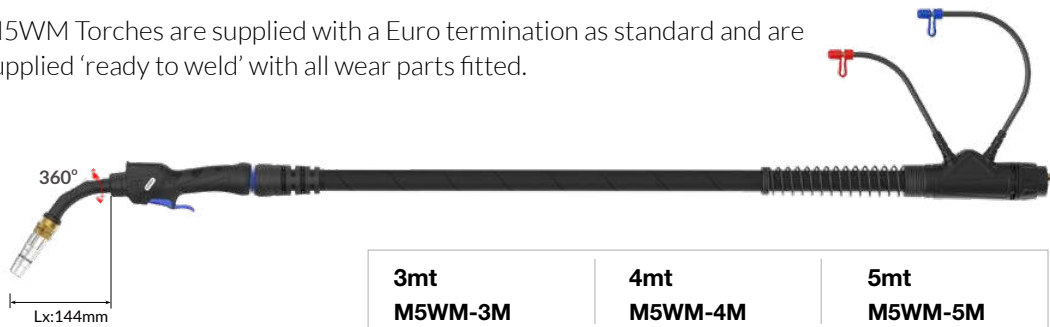
Ratings:	560A CO ₂ , 540A mixed gas M21, 380A pulse @100% Max. Load 24KW with 1600W liquid cooler, 0.9mm-1.6mm wires
	540A CO ₂ , 520A mixed gas M21, 350A pulse @100% Max. Load 22KW with 1200W liquid cooler, 0.9mm-1.6mm wires

Ideal for heavy duty 1.2mm high deposition and pulse applications with all wire types.
Fitted with a long neck with 360° rotation and an extended trigger as standard.
Perfect for multiple positions in difficult to reach areas.



ARC M HIGH PERFORMANCE MIG TORCH PACKAGES-MULTIJUST

M5WM Torches are supplied with a Euro termination as standard and are supplied 'ready to weld' with all wear parts fitted.



3mt M5WM-3M	4mt M5WM-4M	5mt M5WM-5M
------------------------------	------------------------------	------------------------------

Wear Parts

Nozzles

Part Number	Description	Bore	Wall	Material
A •AMN5WCN	Conical / Insulator Assy	13.5mm	3.0mm	Copper
AMN5WTN	Tapered / Insulator Assy	11.5mm	3.0mm	Copper
AMN5WCYN	Cylindrical / Insulator Assy	16.0mm	3.0mm	Copper
A1•AMN5WCN-C	Conical Nozzle c/w Insulator & Retaining Ring			
AMN5WTN-C	Tapered Nozzle c/w Insulator & Retaining Ring			
AMN5WCYN-C	Cylindrical Nozzle c/w Insulator & Retaining Ring			

B Nozzle Retaining Rings

Part Number	Description	Size	Material
•AMN5WCNR	Nozzle Retaining Ring	29.5mm	Brass

C Contact Tips

Part Number	Description	Size (mm)	Wire Size (mm-inch)	Material
Standard Series				
AM5CT09	Contact Tip	M8*29.5	0.9 - 0.035	CuCrZr
AM5CT10	Contact Tip	M8*29.5	1.0 - 0.040	CuCrZr
•AM5CT12	Contact Tip	M8*29.5	1.2 - 0.045	CuCrZr
AM5CT14	Contact Tip	M8*29.5	1.4 - 0.055	CuCrZr
AM5CT16	Contact Tip	M8*29.5	1.6 - 0.063	CuCrZr
A Series				
AM5CT10A	Contact Tip	M8*29.5	1.0 - 0.040	CuCrZr
AM5CT12A	Contact Tip	M8*29.5	1.2 - 0.045	CuCrZr
AM5CT16A	Contact Tip	M8*29.5	1.6 - 0.063	CuCrZr
AM2CT10A	Contact Tip	M8*29.5	1.0 - 0.040	Copper
AM2CT12A	Contact Tip	M8*29.5	1.2 - 0.045	Copper

D Tip Adaptors

Part Number	Description	Material
•AM5WTAC-20	High Performance 2.0mm Recess	Copper
AM5WTAC-45	High Performance 4.5mm Recess	Copper
AM5WTAB-20	Tip Adaptor 2.0mm Recess	Brass
AM5WTAB-45	Tip Adaptor 4.5mm Recess	Brass

E Tip Adaptor Insulators

Part Number	Description
•AM5WTAI	Tip Adaptor Insulator

F Liners

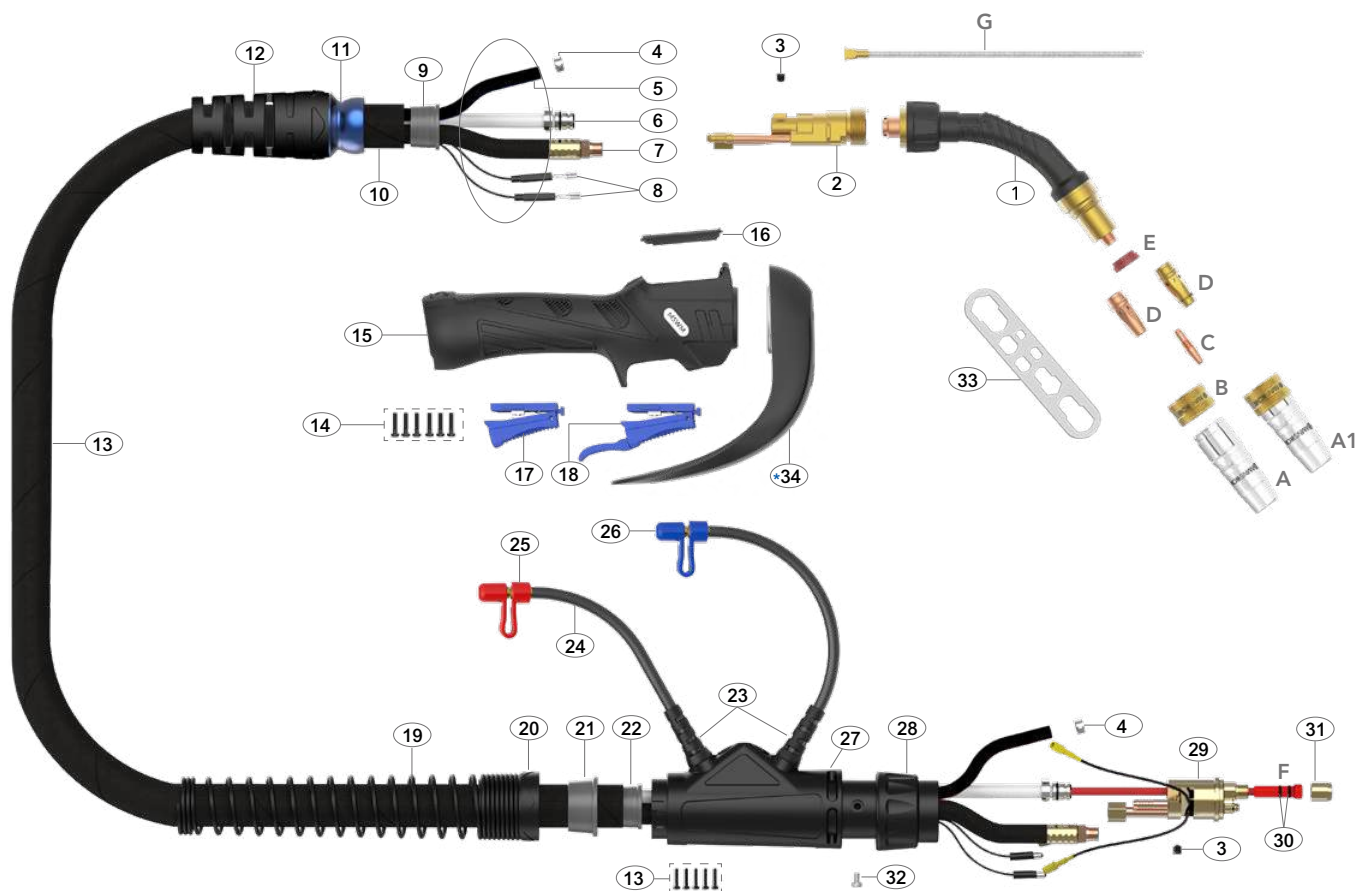
Part Number	Description	Wire Size
•AM6SL-1012-30	Steel Liner x 3mt	1.0-1.2mm
•AM6SL-1012-40	Steel Liner x 4mt	1.0-1.2mm
•AM6SL-1012-50	Steel Liner x 5mt	1.0-1.2mm
AM5PL-1012-30	Polyamide Liner x 3mt	1.0-1.2mm
AM5PL-1012-40	Polyamide Liner x 4mt	1.0-1.2mm
AM5PL-1620-30	Polyamide Liner x 3mt	1.6-2.0mm
AM5PL-1620-40	Polyamide Liner x 4mt	1.6-2.0mm

G Jump Liners

Part Number	Description	Wire Size
•AM5WMJL-1012	Hard Wire Jump Liner	1.0-1.2mm
AM5WMJL-1620	Hard Wire Jump Liner	1.6-2.0mm
AM5WMJL-1012-B	Soft Wire Jump Liner	1.0-1.2mm
AM5WMJL-1620-B	Soft Wire Jump Liner	1.6-2.0mm

For alternate liner options please refer to page 55-59

•Denotes torch package standard wear part set-up



Spare Parts

Part Number	Description
1	AM5002M Swan Neck Assembly
2	AM5WM-B Water-Cooled Block c/w Shut off Valve
3	AM6X5 Outer Liner Retaining Screw
4	15400023 Water Hose Clamp 10.0mm
9	AMS8010 Canvas Cover Retainer
11	AMS3208-1 Ball Joint
12	AMS3208-S Cable Support
14	AMSP1-1 Screw Pack
15	AMJ2514-KJ ARC M Multijust Small Handle Assembly
16	AM2514-C ARC M Blank Canopy
17	AM2516 Microswitch Standard Trigger
*18	AM2516L Microswitch Extended Trigger
19	AM8027 Cable Support Spring
20	AM8028 Housing Lock Nut
21	AM8009 Canvas Cover Clamp
22	AM8010 Canvas Cover Retainer
23	AM1820 Hose Support
24	AM5017 Water Outlet Hose Assembly
25	AM80320 Red Cap Stopper
26	AM80310 Blue Cap Stopper
27	AM5022 Housing Assembly
28	AM1519 Gun Plug Nut
29	AM5098 Water-Cooled Plug Body Assembly
30	AMLOR Liner 'O' Ring
31	AM1826 Liner Retaining Nut

Part Number	Description
32	AM1526 Gun Plug Screw (M4 x 0.7)
33	AMWS Wear Parts Spanner

Cable Parts

Description	Part Number			
	3mt	4mt	5mt	
5	Water Inlet Hose Assembly	AM5012-30	AM5012-40	AM5012-50
6	Outer Liner Assembly	AM6008-30	AM6008-40	AM6008-50
7	Power Cable Assembly	AM6015-30	AM6015-40	AM6015-50
8	Switch Lead Assembly	AM5010-30	AM5010-40	AM5010-50
10	Canvas Cover Assembly	AM5019-30	AM5019-40	AM5019-50
13	Complete Cable Assembly	AM5506-30	AM5506-40	AM5506-50

* Extended trigger fitted as standard

Retrofit Option (Not Fitted as Standard)

*34	AM5002HS-KIT	Heat Shield Kit For Standard Handle
-----	--------------	-------------------------------------

Welding with Soft Wires

For welding with Aluminum wires use a Soft Wire / Combi-Liner (page 57-59). Optimum installation is achieved when using the Soft Wire / Combi-Liner set-up kit.

Optional Extra

AMOSWLG	Soft Wire Liner Gasket (See Page 58)
AMOSW-LINER-T	Soft Wire / Combi-Liner Set-up Kit (See Page 58)

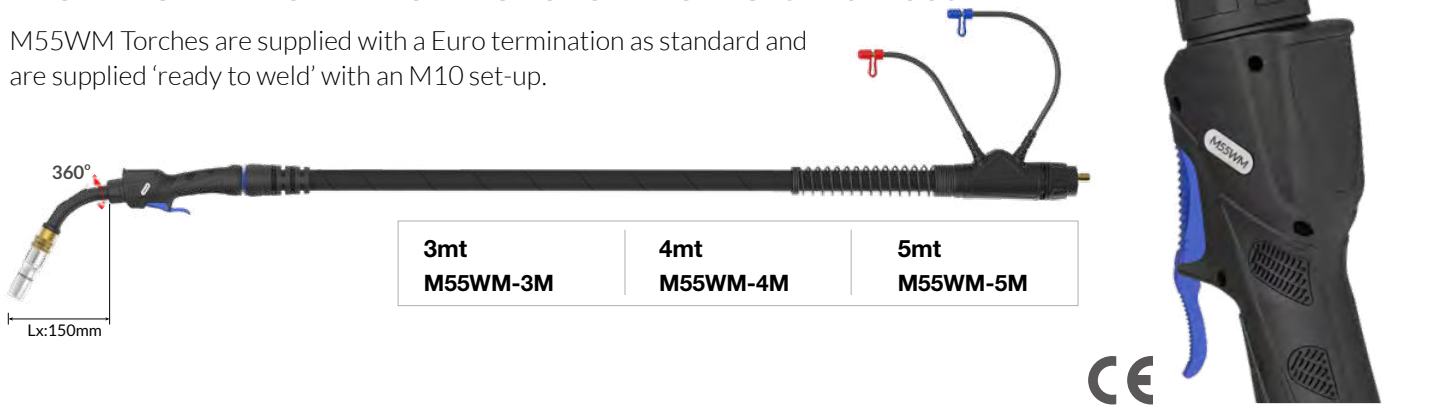
M55WM Liquid-Cooled Mig Welding Torch-Multijust

Ratings:	580A CO ₂ , 560A mixed gas M21, 400A pulse @100% Max. Load 25KW with 1600W liquid cooler, 0.9mm-2.0mm wires
	550A CO ₂ , 530A mixed gas M21, 360A pulse @100% Max. Load 23KW with 1200W liquid cooler, 0.9mm-2.0mm wires

Ideal for all high deposition applications with high reflected heat.
Fitted with a long neck with 360° rotation and an extended trigger as standard.
Perfect for multiple positions in difficult to reach areas.

ARC M HIGH PERFORMANCE MIG TORCH PACKAGES-MULTIJUST

M55WM Torches are supplied with a Euro termination as standard and are supplied 'ready to weld' with an M10 set-up.



Wear Parts

Nozzles

Part Number	Description	Bore	Wall	Material
A •AMN55WCN	Conical / Insulator Assy	15mm	3.0mm	Copper
AMN55WTN	Tapered / Insulator Assy	13mm	3.0mm	Copper
AMN55WCYN	Cylindrical/Insulator Assy	17mm	3.0mm	Copper
A1•AMN55WCN-C	Conical Nozzle c/w Insulator & Retaining Ring			
AMN55WTN-C	Tapered Nozzle c/w Insulator & Retaining Ring			
AMN55WCYN-C	Cylindrical Nozzle c/w Insulator & Retaining Ring			

B Nozzle Retaining Rings

Part Number	Description	Size	Material
•AMN6WCNR	Nozzle Retaining Ring	30.5mm	Brass

C Contact Tips

Part Number	Description	Size (mm)	Wire Size (mm-inch)	Material
Standard Series				
AM6WCT09	Contact Tip	M10*35.5	0.9 - 0.035	CuCrZr
AM6WCT10	Contact Tip	M10*35.5	1.0 - 0.040	CuCrZr
•AM6WCT12	Contact Tip	M10*35.5	1.2 - 0.045	CuCrZr
AM6WCT14	Contact Tip	M10*35.5	1.4 - 0.055	CuCrZr
AM6WCT16	Contact Tip	M10*35.5	1.6 - 0.063	CuCrZr
AM6WCT20	Contact Tip	M10*35.5	2.0 - 0.080	CuCrZr
A Series				
AM6WCT10A	Contact Tip	M10*35.5	1.0 - 0.040	CuCrZr
AM6WCT12A	Contact Tip	M10*35.5	1.2 - 0.045	CuCrZr
AM6WCT16A	Contact Tip	M10*35.5	1.6 - 0.063	CuCrZr
AM6WCT20A	Contact Tip	M10*35.5	2.0 - 0.080	CuCrZr
AMC6WCT10A	Contact Tip	M10*35.5	1.0 - 0.040	Copper
AMC6WCT12A	Contact Tip	M10*35.5	1.2 - 0.045	Copper

•Denotes torch package standard wear part set-up

D Tip Adaptors

Part Number	Description	Wire Size
•AM6OSWTAC-20	High Performance 2.0mm Recess	Copper
AM6OSWTAC-45	High Performance 4.5mm Recess	Copper
AM6OSWTAB-20	Tip Adaptor 2.0mm Recess	Brass
AM6OSWTAB-45	Tip Adaptor 4.5mm Recess	Brass

E Tip Adaptor Insulators

Part Number	Description
•AM55WTAI	Tip Adaptor Insulator

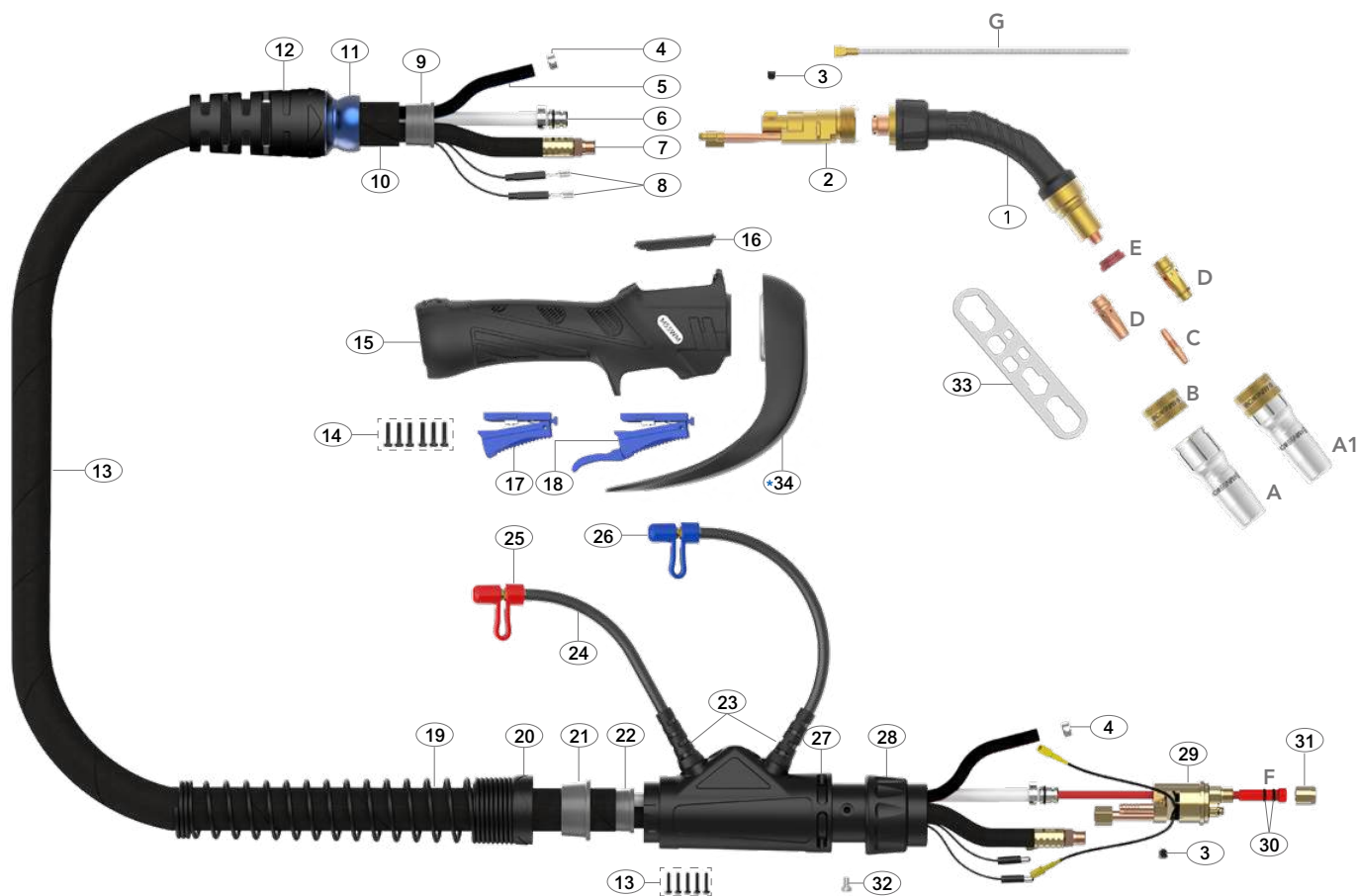
F Liners

Part Number	Description	Wire Size
AM6SL-16-30	Steel Liner x 3mt	1.6mm
AM6SL-16-40	Steel Liner x 4mt	1.6mm
AM6SL-16-50	Steel Liner x 5mt	1.6mm
AM6SL-20-30	Steel Liner x 3mt	2.0mm
AM6SL-20-40	Steel Liner x 4mt	2.0mm
AM6SL-20-50	Steel Liner x 5mt	2.0mm
AM5PL-1012-30	Polyamide Liner x 3mt	1.0-1.2mm
AM5PL-1012-40	Polyamide Liner x 4mt	1.0-1.2mm
AM5PL-1620-30	Polyamide Liner x 3mt	1.6-2.0mm
AM5PL-1620-40	Polyamide Liner x 4mt	1.6-2.0mm

G Jump Liners

Part Number	Description	Wire Size
•AM55WMJL-1012	Hard Wire Jump Liner	1.0-1.2mm
AM55WMJL-1620	Hard Wire Jump Liner	1.6-2.0mm
AM55WMJL-1012-B	Soft Wire Jump Liner	1.0-1.2mm
AM55WMJL-1620-B	Soft Wire Jump Liner	1.6-2.0mm

For alternate liner options please refer to page 55-59



Spare Parts

Part Number	Description
1	AM5502M Swan Neck Assembly
2	AM5WM-B Water-Cooled Block c/w Shut off Valve
3	AM6X5 Outer Liner Retaining Screw
4	15400023 Water Hose Clamp 10mm
9	AMS8010 Canvas Cover Retainer
11	AMS3208-1 Ball Joint
12	AMS3208-S Cable Support With Nut
14	AMSP1-1 Screw Pack
15	AMJ2514-KJ Arc M Multijust Small Handle Assembly
16	AM2514-C Arc M Blank Canopy
17	AM2516 Microswitch Standard Trigger
*18	AM2516L Microswitch Extended Trigger
19	AM8027 Cable Support Spring
20	AM8028 Housing Lock Nut
21	AM8009 Canvas Cover Clamp
22	AM8010 Canvas Cover Retainer
23	AM1820 Hose Support
24	AM5017 Water Outlet Hose Assembly
25	AM80320 Red Cap Stopper
26	AM80310 Blue Cap Stopper
27	AM5022 Housing Assembly
28	AM1519 Gun Plug Nut
29	AM5098 Water-Cooled Plug Body Assembly
30	AMLOR Liner 'O' Ring
31	AM1826 Liner Retaining Nut

Part Number	Description
32	AM1526 Gun Plug Screw (M4 x 0.7)
33	AMWS Wear Parts Spanner

Cable Parts

Description	Part Number			
	3mt	4mt	5mt	
5	Water Inlet Hose Assembly	AM5012-30	AM5012-40	AM5012-50
6	Outer Liner Assembly	AM6008-30	AM6008-40	AM6008-50
7	Power Cable Assembly	AM6015-30	AM6015-40	AM6015-50
8	Switch Lead Assembly	AM5010-30	AM5010-40	AM5010-50
10	Canvas Cover Assembly	AM5019-30	AM5019-40	AM5019-50
13	Complete Cable Assembly	AM5506-30	AM5506-40	AM5506-50

* Extended trigger fitted as standard

Retrofit Option (Not Fitted as Standard)

*34	AM5002HS-KIT	Heat Shield Kit For Standard Handle
-----	--------------	-------------------------------------

Welding with Soft Wires

For welding with Aluminum wires use a Soft Wire / Combi-Liner (page 57-59). Optimum installation is achieved when using the Soft Wire / Combi-Liner set-up kit.

Optional Extra

AMOSWLG	Soft Wire Liner Gasket (See Page 58)
AMOSW-LINER-T	Soft Wire / Combi-Liner Set-up Kit (See Page 58)

M65WA Auto Liquid-Cooled Mig Welding Torch

Ratings:	580A CO ₂ , 560A mixed gas M21, 400A pulse @100% Max. Load 25KW with 1600W liquid cooler, 0.9mm-2.0mm wires
	550A CO ₂ , 530A mixed gas M21, 360A pulse @100% Max. Load 23KW with 1200W liquid cooler, 0.9mm-2.0mm wires

A double circuit Liquid-cooled Auto torch ideal for continuous use at high amperages. Suitable for high deposition, pulse and larger wire sizes.

ARC M HIGH PERFORMANCE MIG TORCH PACKAGES

M65WA Auto Torches are supplied with a Euro termination as standard and is supplied with straight handle and 'ready to weld' with high performance M10 wear parts.



Handle Dimensions



2mt M65WA-2M M65WA22-2M M65WA45-2M	3mt M65WA-3M M65WA22-3M M65WA45-3M	4mt M65WA-4M M65WA22-4M M65WA45-4M
---	---	---

Wear Parts

Nozzles

Part Number	Description	Bore
A • AMN55WCN	Conical / Insulator Assy	15mm 3.0mm Copper
AMN55WTN	Tapered / Insulator Assy	13mm 3.0mm Copper
AMN55WCYN	Cylindrical/Insulator Assy	17mm 3.0mm Copper
A1 • AMN55WCN-C	Conical Nozzle c/w Insulator & Retaining Ring	
AMN55WTN-C	Tapered Nozzle c/w Insulator & Retaining Ring	
AMN55WCYN-C	Cylindrical Nozzle c/w Insulator & Retaining Ring	

B Nozzle Retaining Rings

Part Number	Description	Size	Material
• AMN6WCNR	Nozzle Retaining Ring-Pull Off	30.5mm	Brass

C Contact Tips

Part Number	Description	Size (mm)	Wire Size (mm-inch)	Material
Standard Series				
AM6WCT09	Contact Tip	M10*35.5	0.9 - 0.035	CuCrZr
AM6WCT10	Contact Tip	M10*35.5	1.0 - 0.040	CuCrZr
• AM6WCT12	Contact Tip	M10*35.5	1.2 - 0.045	CuCrZr
AM6WCT14	Contact Tip	M10*35.5	1.4 - 0.055	CuCrZr
AM6WCT16	Contact Tip	M10*35.5	1.6 - 0.063	CuCrZr
AM6WCT20	Contact Tip	M10*35.5	2.0 - 0.080	CuCrZr
A Series				
AM6WCT10A	Contact Tip	M10*35.5	1.0 - 0.040	CuCrZr
AM6WCT12A	Contact Tip	M10*35.5	1.2 - 0.045	CuCrZr
AM6WCT16A	Contact Tip	M10*35.5	1.6 - 0.063	CuCrZr
AM6WCT20A	Contact Tip	M10*35.5	2.0 - 0.080	CuCrZr
AMC6WCT10A	Contact Tip	M10*35.5	1.0 - 0.040	Copper
AMC6WCT12A	Contact Tip	M10*35.5	1.2 - 0.045	Copper

• Denotes torch package standard wear part set-up

D Tip Adaptors

Part Number	Description	Material
• AM6OSWTAC-20	High Performance 2.0mm Recess	Copper
AM6OSWTAC-45	High Performance 4.5mm Recess	Copper
AM6OSWTAB-20	Tip Adaptor 2.0mm Recess	Brass
AM6OSWTAB-45	Tip Adaptor 4.5mm Recess	Brass

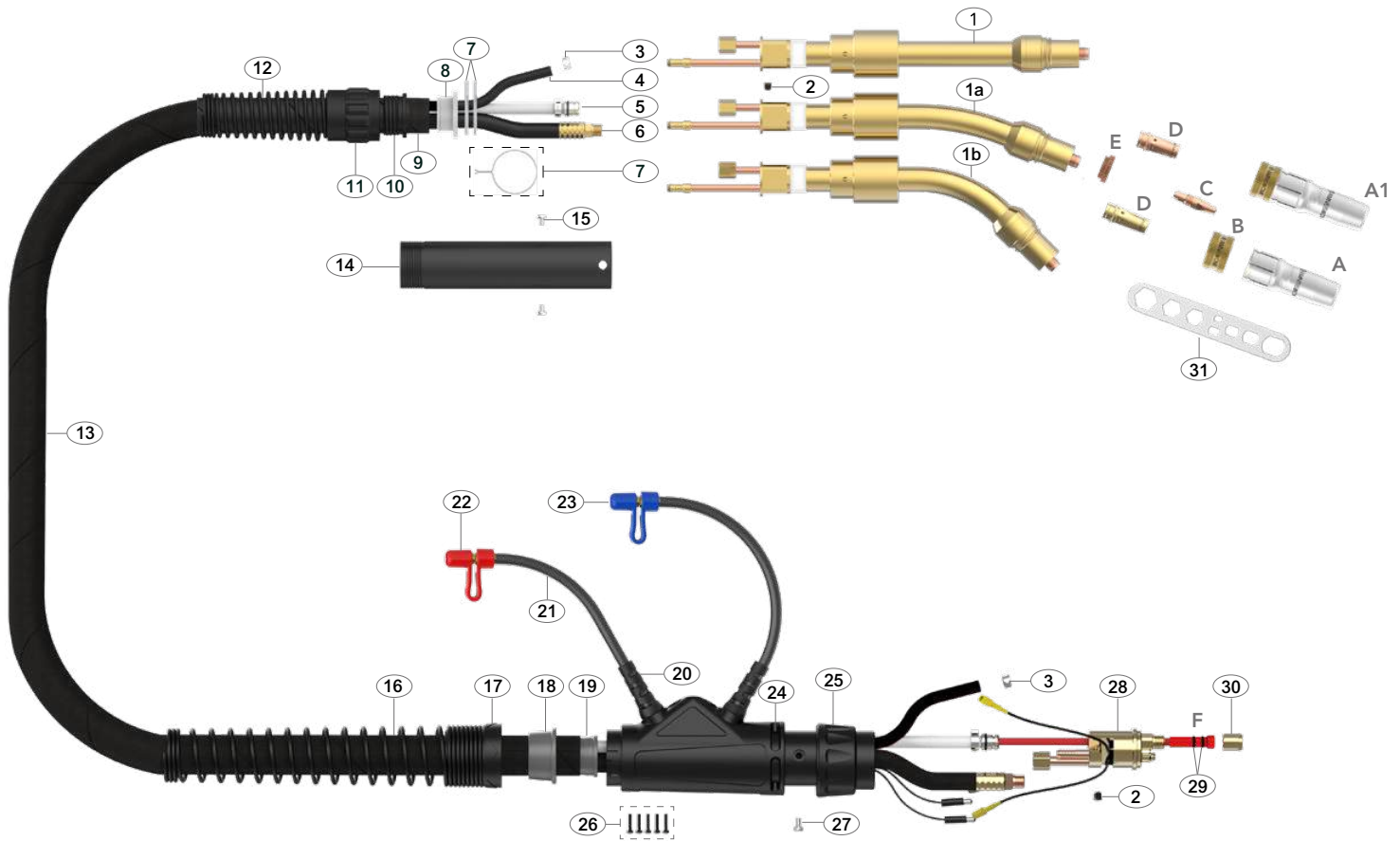
E Tip Adaptor Insulators

Part Number	Description
• AM55WTAI	Tip Adaptor Insulator

F Liners

Part Number	Description	Wire Size
• AM6SL-1012-20	Steel Liner x 2mt	1.0-1.2mm
• AM6SL-1012-30	Steel Liner x 3mt	1.0-1.2mm
• AM6SL-1012-40	Steel Liner x 4mt	1.0-1.2mm
AM6SL-16-20	Steel Liner x 2mt	1.6mm
AM6SL-16-30	Steel Liner x 3mt	1.6mm
AM6SL-16-40	Steel Liner x 4mt	1.6mm
AM6SL-20-20	Steel Liner x 2mt	2.0mm
AM6SL-20-30	Steel Liner x 3mt	2.0mm
AM6SL-20-40	Steel Liner x 4mt	2.0mm
AM6OSWL-1012-20	Soft Wire Liner x 2mt	1.0-1.2mm
AM6OSWL-1012-30	Soft Wire Liner x 3mt	1.0-1.2mm
AM6OSWL-1012-40	Soft Wire Liner x 4mt	1.0-1.2mm
AM6OSWL-1620-20	Soft Wire Liner x 2mt	1.6-2.0mm
AM6OSWL-1620-30	Soft Wire Liner x 3mt	1.6-2.0mm
AM6OSWL-1620-40	Soft Wire Liner x 4mt	1.6-2.0mm

For alternate liner options please refer to page 55-58



Spare Parts

Part Number	Description
1	AMA6002A Auto Swan Neck Straight
1a	AMA6002A22 Auto Swan Neck 22°
1b	AMA6002A45 Auto Swan Neck 45°
2	AM6X5 Outer Liner Retaining Screw
3	AM15400023 Water Hose Clamp 10mm
7	AMWRID35 Wire Clamp
8	AMB8010A Canvas Cover Retainer
10	AMB8110A-L Auto Handle Insert Large
11	AMB8030A Auto Handle Lock Nut
12	AMB8017A Auto Handle Spring
14	AMB3630 Automatic Handle
15	AMB3629 Handle Screw
16	AM8027 Cable Support Spring
17	AM8028 Housing Lock Nut
18	AM8009 Canvas Cover Clamp
19	AM8010 Canvas Cover Retainer
20	AM1820 Hose Support
21	AM5017 Water Outlet Hose Assembly
22	AM80320 Red Cap Stopper
23	AM80310 Blue Cap Stopper
24	AM5022 Housing Assembly
25	AM1519 Gun Plug Nut
26	AMSP1-1 Screw Pack
27	AM1526 Gun Plug Screw(M4 x 0.7)
28	AM5098 Water-Cooled Plug Body Assembly

Part Number	Description
29	AMLOR Liner 'O' Ring
30	AM1826 Liner Retaining Nut
31	AMWS Wear Parts Spanner

Cable Parts

Description	Part Number			
	2mt	3mt	4mt	
4	Water Inlet Hose Assembly	AUTO-AM5012-20	AUTO-AM5012-30	AUTO-AM5012-40
5	Outer Liner Assembly	AUTO-AM6008-20	AUTO-AM6008-30	AUTO-AM6008-40
6	Power Cable Assembly	AM6015-20	AM6015-30	AM6015-40
9	Canvas Cover Assembly	AUTO-AM5019-20	AUTO-AM5019-30	AUTO-AM5019-40
13	Complete Cable Assembly	AUTO-AM6006-20	AUTO-AM6006-30	AUTO-AM6006-40


Welding with Soft Wires

For welding with Aluminum wires use a Soft Wire / Combi-Liner (page 57-58). Optimum installation is achieved when using the Soft Wire / Combi-Liner set-up kit.

Optional Extra


AMOSWLG	Soft Wire Liner Gasket (See Page 58)
AMOSW-LINER-T	Soft Wire / Combi-Liner Set-up Kit (See Page 58)

Nozzles



Part No.	Description	Bore	Wall	Material	M1	M18	M2/M2M	M22/M22M
AM1CN	Conical Nozzle Assembly	12mm	1.0mm	Copper	●	●	●	●
AM1TN	Tapered Nozzle Assembly	10.6mm	1.0mm	Copper	●	●	●	●
AM18CN	Conical Nozzle Assembly	14mm	1.5mm	Copper	●	●	●	●
AM18TN	Tapered Nozzle Assembly	12mm	1.5mm	Copper	●	●	●	●
AM2CN	Conical Nozzle Assembly	15mm	1.9mm	Copper	●	●	●	●
AM2TN	Tapered Nozzle Assembly	12mm	1.9mm	Copper	●	●	●	●
AM22CN	Conical Nozzle Assembly	16mm	1.75mm	Copper	●	●	●	●
AM22TN	Tapered Nozzle Assembly	14mm	1.75mm	Copper	●	●	●	●
Recommended for High Amperage and Pulse Welding								
AM22CNHD	Conical Nozzle HD Assembly	16mm	2.00mm	Copper	●	●	●	●

Contact Tips



Part No.	Description	Size mm	Wire Size mm-inch	Material	M1	M18	M2/M2M	M22/M22M
Standard Series - Recommended for Fe, Fe-MC/FC Set-up								
AM1CT06	Contact Tip	M6*25.0	0.6-0.023	Copper	●	●	●	●
AM1CT08	Contact Tip	M6*25.0	0.8-0.030	Copper	●	●	●	●
AM1CT09	Contact Tip	M6*25.0	0.9-0.035	Copper	●	●	●	●
AM1CT10	Contact Tip	M6*25.0	1.0-0.040	Copper	●	●	●	●
AM1CT12	Contact Tip	M6*25.0	1.2-0.045	Copper	●	●	●	●
Standard Series - Recommended for Fe, Fe-MC/FC Set-up								
AM2CT08	Contact Tip	M8*29.5	0.8-0.030	Copper	●	●	●	●
AM2CT09	Contact Tip	M8*29.5	0.9-0.035	Copper	●	●	●	●
AM2CT10	Contact Tip	M8*29.5	1.0-0.040	Copper	●	●	●	●
AM2CT12	Contact Tip	M8*29.5	1.2-0.045	Copper	●	●	●	●
A Series - Recommended for Aluminium and SS Set-up								
AM1CT08A	Contact Tip	M6*25.0	0.8-0.030	Copper	●	●	●	●
AM1CT10A	Contact Tip	M6*25.0	1.0-0.040	Copper	●	●	●	●
AM1CT12A	Contact Tip	M6*25.0	1.2-0.045	Copper	●	●	●	●
A Series - Recommended for Aluminium and SS Set-up								
AM2CT08A	Contact Tip	M8*29.5	0.8-0.030	Copper	●	●	●	●
AM2CT10A	Contact Tip	M8*29.5	1.0-0.040	Copper	●	●	●	●
AM2CT12A	Contact Tip	M8*29.5	1.2-0.045	Copper	●	●	●	●

● Standard wear part range ● Torch package standard wear part set-up

Tip Adaptors

Part No.	Description	Material	M1	M18	M2/M2M	M22/M22M
AM1TA	Tip Adaptor	Brass	●	●	●	●
AM18TA	Tip Adaptor	Brass	●	●	●	●
AM2TA	Tip Adaptor	Brass	●	●	●	●
AM22TA	Tip Adaptor	Brass	●	●	●	●

Liners

Filler Metal

Steel Liner Recommended for: Fe, Fe-MC/FC. Light and medium duty applications

Part No.	Description	Nipple	Wire Size mm	M1	M18	M2/M2M	M22/M22M
AM1535-30	Steel Liner x 3mt	Moulded Nipple	0.6-0.9	●	●	●	●
AM1535-40	Steel Liner x 4mt	Moulded Nipple	0.6-0.9	●	●	●	●
AM1535-50	Steel Liner x 5mt	Moulded Nipple	0.6-0.9	●	●	●	●
AM2524-30	Steel Liner x 3mt	Moulded Nipple	1.0-1.2	●	●	●	●
AM2524-40	Steel Liner x 4mt	Moulded Nipple	1.0-1.2	●	●	●	●
AM2524-50	Steel Liner x 5mt	Moulded Nipple	1.0-1.2	●	●	●	●
AM2MJL	Neck Jump Liner - Hard Wire(L:170mm)	Brass Nipple	0.8-1.2	●	●	●	●
AM22MJL	Neck Jump Liner - Hard Wire(L:186.5mm)	Brass Nipple	0.8-1.2	●	●	●	●

● Standard wear part range ● Torch package standard wear part set-up

Liners

Filler Metal

AI - Combi Liner Recommended for: Air-Cooled torches, Can be used for SS-MC/FC wires

Part No.	Description	Nipple	Wire Size mm	M1	M18	M2/M2M	M22/M22M
AM1564-30	Combi-Liner x 3mt	Brass Nipple	0.8-1.2	●	●	●	●
AM1564-40	Combi-Liner x 4mt	Brass Nipple	0.8-1.2	●	●	●	●
AM1564-50	Combi-Liner x 5mt	Brass Nipple	0.8-1.2	●	●	●	●

Note: Uses 4.0mm Wire Guide



AI - Soft Wire Liner Recommended for: Air-Cooled torches, Can be used for SS-MC/FC wires

AM1564A-30	Soft Wire Liner x 3mt	Brass Nipple	0.8-1.2	●	●	●	●
AM1564A-40	Soft Wire Liner x 4mt	Brass Nipple	0.8-1.2	●	●	●	●
AM1564A-50	Soft Wire Liner x 5mt	Brass Nipple	0.8-1.2	●	●	●	●

Note: Uses 4.0mm Wire Guide



AM2MJL-B	Neck Jump Liner - Soft Wire(L:170mm)	Brass Nipple	0.8-1.2	●	●	●	●
AM22MJL-B	Neck Jump Liner - Soft Wire(L:186.5mm)	Brass Nipple	0.8-1.2	●	●	●	●



AM15L_4.4X200	Wire Guide Tube 4.0mm (L:200mm)			●	●	●	●
---------------	---------------------------------	--	--	---	---	---	---




Welding with Soft Wires

For welding with Aluminum wires use a Combi-liner.
Optimum installation is achieved when using the Combi-liner set-up kit.

● Standard wear part range ● Torch package standard wear part set-up

Air-Cooled Nozzles - 2 Piece



Part No.	Description	Bore	Wall	Material	M3	M4	M5	M6
AM3HDTN	Tapered Nozzle	12mm	3mm	Copper	●	●	●	●
AM3HDCN	Conical Nozzle	14mm	3mm	Copper	●	●	●	●
AM3HDCYN	Cylindrical Nozzle	19mm	3mm	Copper	●	●	●	●



AM4HDTN	Tapered Nozzle	13mm	3mm	Copper	●	●	●	●
AM4HDCN	Conical Nozzle	15mm	3mm	Copper	●	●	●	●
AM4HDCYN	Cylindrical Nozzle	21mm	3mm	Copper	●	●	●	●




AM5HDTN	Tapered Nozzle	13mm	3.5mm	Copper	●	●	●	●
AM5HDCN	Conical Nozzle	15mm	3.5mm	Copper	●	●	●	●
AM5HDCYN	Cylindrical Nozzle	21mm	3.5mm	Copper	●	●	●	●




AM6HDTN	Tapered Nozzle	13mm	3.5mm	Copper	●	●	●	●
AM6HDCN	Conical Nozzle	15mm	3.5mm	Copper	●	●	●	●
AM6HDCYN	Cylindrical Nozzle	23mm	3.5mm	Copper	●	●	●	●


Air-Cooled Narrow Gap Nozzles - 2 Piece




Part No.	Description	Bore	Wall	Material	M3	M4	M5	M6
AM3TN-NG	Tapered Nozzle, Narrow Gap	8mm	2.0mm	Copper	●	●	●	●



Part No.	Description	Bore	Wall	Material	M3	M4	M5	M6
AM3PN-NG	Pipeline Nozzle, Narrow Gap	10mm	2.0mm	Copper	●	●	●	●



AM4TN-NG	Tapered Nozzle, Narrow Gap	10mm	2.0mm	Copper	●	●	●	●
----------	----------------------------	------	-------	--------	---	---	---	---




AM4PN-NG	Pipeline Nozzle, Narrow Gap	12mm	2.0mm	Copper	●	●	●	●
----------	-----------------------------	------	-------	--------	---	---	---	---

● Standard wear part range ● Torch package standard wear part set-up


Air-Cooled Insulator - 2 Piece Nozzle




Part No.	Description	Bore	Wall	M3	M4	M5	M6
AM3HDNI	Nozzle Insulator			●	●	●	●



AM4HDNI	Nozzle Insulator			●	●	●	●
---------	------------------	--	--	---	---	---	---



AM5HDNI	Nozzle Insulator			●	●	●	●
---------	------------------	--	--	---	---	---	---



AM6HDNI	Nozzle Insulator			●	●	●	●
---------	------------------	--	--	---	---	---	---

Air-Cooled Nozzles - Single Piece



Part No.	Description	Bore	Wall	Material	M3	M4	M5	M6
AM3TN	Tapered Nozzle / Insulator Assy	12mm	2.25mm	Copper	●	●	●	●
AM3CN	Conical Nozzle / Insulator Assy	14mm	2.25mm	Copper	●	●	●	●
AM3CYN	Cylindrical Nozzle / Insulator Assy	19mm	2.25mm	Copper	●	●	●	●



AM4TN	Tapered Nozzle / Insulator Assy	13mm	2.25mm	Copper	●	●	●	●
AM4CN	Conical Nozzle / Insulator Assy	15mm	2.25mm	Copper	●	●	●	●
AM4CYN	Cylindrical Nozzle / Insulator Assy	21mm	2.25mm	Copper	●	●	●	●



AM5TN	Tapered Nozzle / Insulator Assy	13mm	2.5mm	Copper	●	●	●	●
AM5CN	Conical Nozzle / Insulator Assy	15mm	2.5mm	Copper	●	●	●	●
AM5CYN	Cylindrical Nozzle / Insulator Assy	21mm	2.5mm	Copper	●	●	●	●



AM6TN	Tapered Nozzle / Insulator Assy	13mm	2.5mm	Copper	●	●	●	●
AM6CN	Conical Nozzle / Insulator Assy	15mm	2.5mm	Copper	●	●	●	●
AM6CYN	Cylindrical Nozzle / Insulator Assy	23mm	2.5mm	Copper	●	●	●	●

● Standard wear part range ● Torch package standard wear part set-up

Liquid-Cooled Nozzles - Separate

M4W
M5W/M5WM
M55W/M55WM
M65W/WS
M65WLP
M65WA Auto



Part No.	Description	Bore	Wall	Material	
AM4WCN	Conical / Insulator Assy	13mm	2.5mm	Copper	● ○ ○ ○ ○ ○
AM4WCYN	Cylindrical / Insulator Assy	15mm	2.5mm	Copper	● ○ ○ ○ ○ ○



AMN5WCN	Conical / Insulator Assy	13.5mm	3.0mm	Copper	○ ● ○ ○ ○ ○
AMN5WTN	Tapered / Insulator Assy	11.5mm	3.0mm	Copper	○ ● ○ ○ ○ ○
AMN5WCYN	Cylindrical / Insulator Assy	16.0mm	3.0mm	Copper	○ ● ○ ○ ○ ○




AMN55WCN	Conical / Insulator Assy	15mm	3.0mm	Copper	○ ○ ● ● ● ●
AMN55WTN	Tapered / Insulator Assy	13mm	3.0mm	Copper	○ ○ ● ● ● ●
AMN55WCYN	Cylindrical / Insulator Assy	17mm	3.0mm	Copper	○ ○ ● ● ● ●

Liquid-Cooled Narrow Gap Nozzles - Separate

M4W
M5W/M5WM
M55W/M55WM
M65W/WS
M65WLP
M65WA Auto



AM5WTN-NG	Tapered Nozzle Assy, Narrow Gap	8mm	2.0mm	Copper	○ ● ○ ○ ○ ○
-----------	---------------------------------	-----	-------	--------	-------------



AM5WPN-NG	Pipeline Nozzle Assy, Narrow Gap	10mm	2.0mm	Copper	○ ● ○ ○ ○ ○
-----------	----------------------------------	------	-------	--------	-------------



AM55WTN-NG	Tapered Nozzle Assy, Narrow Gap	10mm	2.0mm	Copper	○ ○ ● ○ ○ ○
------------	---------------------------------	------	-------	--------	-------------



AM55WPN-NG	Pipeline Nozzle Assy, Narrow Gap	12mm	2.0mm	Copper	○ ○ ● ○ ○ ○
------------	----------------------------------	------	-------	--------	-------------

WEAR PARTS

High Performance Series



MAKE WORK
LIFE EASIER



Nozzle Retaining Rings

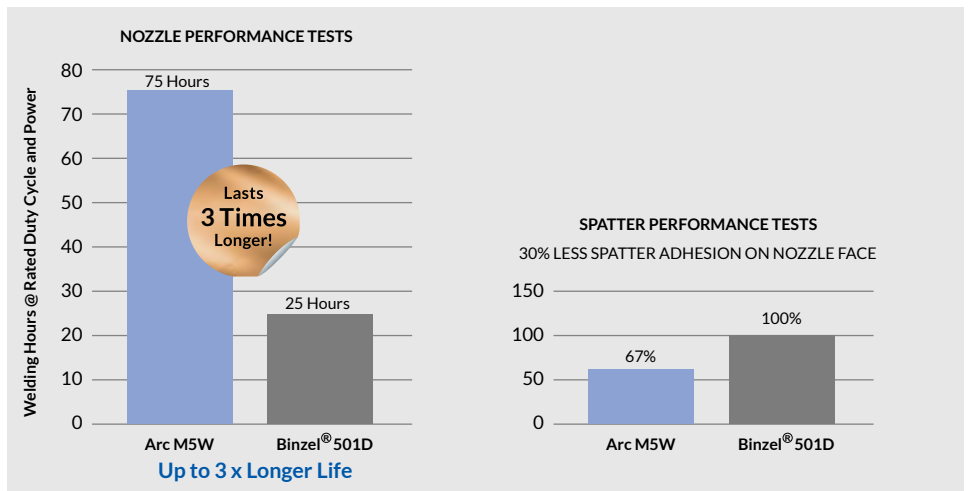
Part No.	Description	Size	Material	M4W	M5W/M5WM	M55W/M55WM	M65W/WS	M65WLP	M65WA Auto
AM4WCNR	Nozzle Retaining Ring	26.0mm	Brass	●	○	○	○	○	○
AMN5WCNR	Nozzle Retaining Ring	29.5mm	Brass	○	●	○	○	○	○
AMN6WCNR	Nozzle Retaining Ring	30.5mm	Brass	○	○	●	●	●	●

M4W
M5W/M5WM
M55W/M55WM
M65W/WS
M65WLP
M65WA Auto

Liquid-Cooled Nozzles -Complete

Part No.	Description	M4W	M5W/M5WM	M55W/M55WM	M65W/WS	M65WLP	M65WA Auto
AM4WCN-C	Conical Nozzle c/w Insulator and Retaining Ring	●	○	○	○	○	○
AM4WCYN-C	Cylindrical Nozzle c/w Insulator and Retaining Ring	●	○	○	○	○	○
AMN5WCN-C	Conical Nozzle c/w Insulator and Retaining Ring	○	●	○	○	○	○
AMN5WTN-C	Tapered Nozzle c/w Insulator and Retaining Ring	○	●	○	○	○	○
AMN5WCYN-C	Cylindrical Nozzle c/w Insulator and Retaining Ring	○	●	○	○	○	○
AMN55WCN-C	Conical Nozzle c/w Insulator and Retaining Ring	○	○	●	●	●	●
AMN55WTN-C	Tapered Nozzle c/w Insulator and Retaining Ring	○	○	●	●	●	●
AMN55WCYN-C	Cylindrical Nozzle c/w Insulator and Retaining Ring	○	○	●	●	●	●

M4W
M5W/M5WM
M55W/M55WM
M65W/WS
M65WLP
M65WA Auto




© All trademarks are the property of their respective owners and usage is for cross reference only


○ Standard wear part range ● Torch package standard wear part set-up

M3
M4
M5
M6
M4W
M5W/M5WM
M55W/M55WM
M65W/WS
M65WLP
M65WA Auto

Contact Tips




Part No.	Description	Size mm	Wire Size mm-Inch	Material	Wire Type	M3 Air-Cooled	M4	M5	M6	M4W Liquid-Cooled	M5W/M5WM	M55W/M55WM	M65W/WS	M65WLP	M65WA Auto	
Standard Series - Recommended for Fe, Fe-MC/FC Set-up																
AM5CT09	Contact Tip	M8*29.5	0.9-0.035	CuCrZr	Fe, Fe-FC/MC SS,SS-FC/MC upto 1.2mm	●	●	●	●	●	●	●	●	●	●	
AM5CT10	Contact Tip	M8*29.5	1.0-0.040	CuCrZr		●	●	●	●	●	●	●	●	●	●	●
AM5CT12	Contact Tip	M8*29.5	1.2-0.045	CuCrZr		●	●	●	●	●	●	●	●	●	●	●
AM5CT14	Contact Tip	M8*29.5	1.4-0.055	CuCrZr		●	●	●	●	●	●	●	●	●	●	●
AM5CT16	Contact Tip	M8*29.5	1.6-0.063	CuCrZr		●	●	●	●	●	●	●	●	●	●	●




Standard Series - Recommended for Fe, Fe-MC/FC Set-up																
AM6CT09	Contact Tip	M12*40.5	0.9-0.035	CuCrZr	Fe, Fe-FC/MC SS,SS-FC/MC upto 1.2mm	●	●	●	●	●	●	●	●	●	●	
AM6CT10	Contact Tip	M12*40.5	1.0-0.040	CuCrZr		●	●	●	●	●	●	●	●	●	●	●
AM6CT12	Contact Tip	M12*40.5	1.2-0.045	CuCrZr		●	●	●	●	●	●	●	●	●	●	●
AM6CT14	Contact Tip	M12*40.5	1.4-0.055	CuCrZr		●	●	●	●	●	●	●	●	●	●	●
AM6CT16	Contact Tip	M12*40.5	1.6-0.063	CuCrZr		●	●	●	●	●	●	●	●	●	●	●
AM6CT20	Contact Tip	M12*40.5	2.0-0.080	CuCrZr		●	●	●	●	●	●	●	●	●	●	●



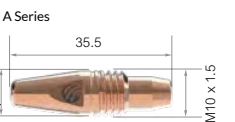
Standard Series - Recommended for Fe, Fe-MC/FC Set-up																
AM6WCT09	Contact Tip	M10*35.5	0.9-0.035	CuCrZr	Fe, Fe-FC/MC SS,SS-FC/MC upto 1.2mm	●	●	●	●	●	●	●	●	●	●	
AM6WCT10	Contact Tip	M10*35.5	1.0-0.040	CuCrZr		●	●	●	●	●	●	●	●	●	●	●
AM6WCT12	Contact Tip	M10*35.5	1.2-0.045	CuCrZr		●	●	●	●	●	●	●	●	●	●	●
AM6WCT14	Contact Tip	M10*35.5	1.4-0.055	CuCrZr		●	●	●	●	●	●	●	●	●	●	●
AM6WCT16	Contact Tip	M10*35.5	1.6-0.063	CuCrZr		●	●	●	●	●	●	●	●	●	●	●
AM6WCT20	Contact Tip	M10*35.5	2.0-0.080	CuCrZr		●	●	●	●	●	●	●	●	●	●	●



A Series - Recommended for Aluminium and SS Set-up																
AM5CT10A	Contact Tip	M8*29.5	1.0-0.040	CuCrZr	Aluminium SS,SS-FC/MC upto 1.6mm	●	●	●	●	●	●	●	●	●	●	
AM5CT12A	Contact Tip	M8*29.5	1.2-0.045	CuCrZr		●	●	●	●	●	●	●	●	●	●	●
AM5CT16A	Contact Tip	M8*29.5	1.6-0.063	CuCrZr		●	●	●	●	●	●	●	●	●	●	●
AM2CT10A	Contact Tip	M8*29.5	1.0-0.040	Copper		●	●	●	●	●	●	●	●	●	●	●
AM2CT12A	Contact Tip	M8*29.5	1.2-0.045	Copper		●	●	●	●	●	●	●	●	●	●	●



A Series - Recommended for Aluminium and SS Set-up																
AM6CT10A	Contact Tip	M12*40.5	1.0-0.040	CuCrZr	Aluminium SS,SS-FC/MC upto 1.6mm	●	●	●	●	●	●	●	●	●	●	
AM6CT12A	Contact Tip	M12*40.5	1.2-0.045	CuCrZr		●	●	●	●	●	●	●	●	●	●	●
AM6CT16A	Contact Tip	M12*40.5	1.6-0.063	CuCrZr		●	●	●	●	●	●	●	●	●	●	●
AM6CT20A	Contact Tip	M12*40.5	1.0-0.040	CuCrZr		●	●	●	●	●	●	●	●	●	●	●
AMC6CT10A	Contact Tip	M12*40.5	1.2-0.045	Copper		●	●	●	●	●	●	●	●	●	●	●
AMC6CT12A	Contact Tip	M12*40.5	2.0-0.080	Copper		●	●	●	●	●	●	●	●	●	●	●




A Series - Recommended for Aluminium and SS Set-up																
AM6WCT10A	Contact Tip	M10*35.5	1.0-0.040	CuCrZr	Aluminium SS,SS-FC/MC 1.6mm	●	●	●	●	●	●	●	●	●	●	
AM6WCT12A	Contact Tip	M10*35.5	1.2-0.045	CuCrZr		●	●	●	●	●	●	●	●	●	●	●
AM6WCT16A	Contact Tip	M10*35.5	1.6-0.063	CuCrZr		●	●	●	●	●	●	●	●	●	●	●
AM6WCT20A	Contact Tip	M10*35.5	2.0-0.080	CuCrZr		●	●	●	●	●	●	●	●	●	●	●
AMC6WCT10A	Contact Tip	M10*35.5	1.0-0.040	Copper		●	●	●	●	●	●	●	●	●	●	●
AMC6WCT12A	Contact Tip	M10*35.5	1.2-0.045	Copper		●	●	●	●	●	●	●	●	●	●	●

● Standard wear part range ● Torch package standard wear part set-up


Narrow Gap Contact Tips

M3
Air-Cooled
M4
M5
M6
M4W
Liquid-Cooled
M5W/M5WM
M55W/M55WM
M65W/WS
M65WLP
M65WA Auto



A Series - Recommended for Aluminium and SS Set-up

Part No.	Description	Size mm	Wire Size mm-Inch	Material	M3	M4	M5	M6	M4W	M5W/M5WM	M55W/M55WM	M65W/WS	M65WLP	M65WA Auto
AM5CT10T	Contact Tapered	M8*63.5mm	1.0-0.040	CuCrZr	●	●	●	●	●	●	●	●	●	●
AM5CT12T	Contact Tapered	M8*63.5mm	1.2-0.045	CuCrZr	●	●	●	●	●	●	●	●	●	●




A Series - Recommended for Aluminium and SS Set-up

AM5CT10L	Contact Pipeline	M8*89mm	1.0-0.040	CuCrZr	●	●	●	●	●	●	●	●	●	●
AM5CT12L	Contact Pipeline	M8*89mm	1.2-0.045	CuCrZr	●	●	●	●	●	●	●	●	●	●



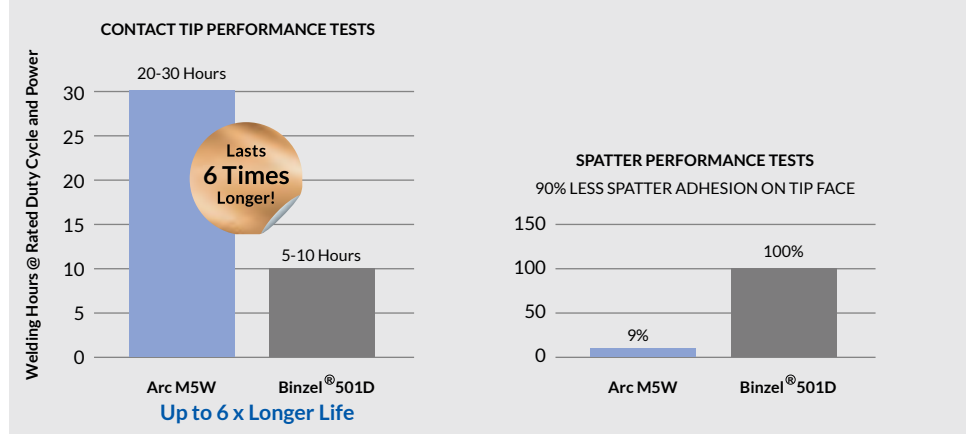
A Series - Recommended for Aluminium and SS Set-up

AM6WCT10T	Contact Tapered	M10*63.5mm	1.0-0.040	CuCrZr	●	●	●	●	●	●	●	●	●	●
AM6WCT12T	Contact Tapered	M10*63.5mm	1.2-0.045	CuCrZr	●	●	●	●	●	●	●	●	●	●



A Series - Recommended for Aluminium and SS Set-up

AM6WCT10L	Contact Pipeline	M10*89mm	1.0-0.040	CuCrZr	●	●	●	●	●	●	●	●	●	●
AM6WCT12L	Contact Pipeline	M10*89mm	1.2-0.045	CuCrZr	●	●	●	●	●	●	●	●	●	●



® All trademarks are the property of their respective owners and usage is for cross reference only

● Standard wear part range ● Torch package standard wear part set-up

WEAR PARTS


High Performance Series




MAKE WORK
LIFE EASIER

Tip Adaptors


M3 M4 M5 M6 M4W M5W/M5WM M55W/M55WM M65W/WS M65WLP M65WA Auto
Air-Cooled Liquid-Cooled




Part No.	Description	Length	Material	Transfer	Amps / Pulse	M3	M4	M5	M6	M4W	M5W/M5WM	M55W/M55WM	M65W/WS	M65WLP	M65WA Auto
Recommended for high amperages, high duty and pulse welding. Tips run cooler															
AM3TAC	Tip Adaptor High Performance	44.2mm	CuCrZr		High Current Pulse	●	●	●	●	●	●	●	●	●	●
AM3TAB	Tip Adaptor	44.2mm	Brass		Low Current Pulse	●	●	●	●	●	●	●	●	●	●



AM4TAC	Tip Adaptor High Performance	46.5mm	CuCrZr		High Current Pulse	●	●	●	●	●	●	●	●	●	●
AM4TAB	Tip Adaptor	46.5mm	Brass		Low Current Pulse	●	●	●	●	●	●	●	●	●	●



Recommended for high amperages, high duty and pulse welding. Tips run cooler															
AM5TAC	Tip Adaptor High Performance	51.7mm	CuCrZr		High Current Pulse	●	●	●	●	●	●	●	●	●	●
AM5TAB	Tip Adaptor	51.7mm	Brass		Low Current Pulse	●	●	●	●	●	●	●	●	●	●



AM6TAC	Tip Adaptor High Performance	51.7mm	CuCrZr		High Current Pulse	●	●	●	●	●	●	●	●	●	●
AM6TAB	Tip Adaptor	51.7mm	Brass		Low Current Pulse	●	●	●	●	●	●	●	●	●	●



Recommended for high amperages, high duty and pulse welding. Tips run cooler															
AM5WTAC-20	High Performance 2.0mm Recess	34.5mm	Copper	Short Circuit	<200A Low Current Pulse	●	●	●	●	●	●	●	●	●	●
AM5WTAC-45	High Performance 4.5mm Recess	32mm	Copper	Spray	>200A High Current Pulse	●	●	●	●	●	●	●	●	●	●



AM5WTAB-20	Tip Adaptor 2.0mm Recess	34.5mm	Brass	Short Circuit	<200A Low Current Pulse	●	●	●	●	●	●	●	●	●	●
AM5WTAB-45	Tip Adaptor 4.5mm Recess	32mm	Brass	Spray	>200A High Current Pulse	●	●	●	●	●	●	●	●	●	●



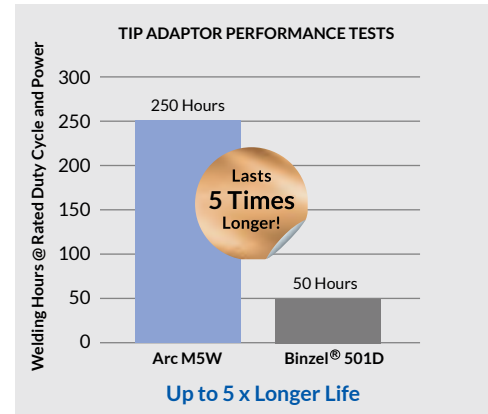
AM4WTAC-20	High Performance 2.0mm Recess	34.5mm	Copper	Short Circuit	>200A High Current Pulse	●	●	●	●	●	●	●	●	●	●
AM4WTAB-20	Tip Adaptor 2.0mm Recess	34.5mm	Brass	Short Circuit	<200A Low Current Pulse	●	●	●	●	●	●	●	●	●	●

● Standard wear part range ● Torch package standard wear part set-up

Tip Adaptors


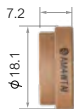


Part No.	Description	Length	Material	Transfer	Amps / Pulse	M3 Air-Cooled	M4	M5	M6	M4W Liquid-Cooled	M5W/M5WM	M55W/M55WM	M65W/WS	M65WLP	M65WA Auto
Recommended for high amperages, high duty and pulse welding. Tips run cooler															
AM6OSWTAC-20	High Performance 2.0mm Recess	36.0mm	Copper	Short Circuit	<200A Low Current Pulse	●	●	●	●	●	●	●	●	●	●
AM6OSWTAC-45	High Performance 4.5mm Recess	33.5mm	Copper	Spray	>200A High Current Pulse	●	●	●	●	●	●	●	●	●	●
AM6OSWTAB-20	Tip Adaptor 2.0mm Recess	36.0mm	Brass	Short Circuit	<200A Low Current Pulse	●	●	●	●	●	●	●	●	●	●
AM6OSWTAB-45	Tip Adaptor 4.5mm Recess	33.5mm	Brass	Spray	>200A High Current Pulse	●	●	●	●	●	●	●	●	●	●



® All trademarks are the property of their respective owners and usage is for cross reference only

Tip Adaptor Insulators



Part No.	Description	M3 Air-Cooled	M4	M5	M6	M4W Liquid-Cooled	M5W/M5WM	M55W/M55WM	M65W/WS	M65WLP	M65WA Auto
AM4WTAI	Tip Adaptor Insulator	●	●	●	●	●	●	●	●	●	●
AM5WTAI	Tip Adaptor Insulator	●	●	●	●	●	●	●	●	●	●
AM55WTAI	Tip Adaptor Insulator	●	●	●	●	●	●	●	●	●	●

● Standard wear part range ● Torch package standard wear part set-up

WEAR PARTS

High Performance Series



MAKE WORK
LIFE EASIER

Liners

Filler Metal

Steel Liner Recommended for: Fe, Fe-MC/FC. Light and medium duty applications

Part No.	Description	Nipple	Wire Size mm	M3 Air-Cooled	M4	M5	M6	M4W Liquid-Cooled	M5W/M5WM	M55W/M55WM	M65W/WS	M65WLP	M65WA Auto
AM1535-30	Steel Liner x 3mt	Moulded Nipple	0.6-0.9	●	●	●	●	●	●	●	●	●	●
AM1535-40	Steel Liner x 4mt	Moulded Nipple	0.6-0.9	●	●	●	●	●	●	●	●	●	●
AM1535-50	Steel Liner x 5mt	Moulded Nipple	0.6-0.9	●	●	●	●	●	●	●	●	●	●



AM2524-30	Steel Liner x 3mt	Moulded Nipple	1.0-1.2	●	●	●	●	●	●	●	●	●	●
AM2524-40	Steel Liner x 4mt	Moulded Nipple	1.0-1.2	●	●	●	●	●	●	●	●	●	●
AM2524-50	Steel Liner x 5mt	Moulded Nipple	1.0-1.2	●	●	●	●	●	●	●	●	●	●
AM3631-30	Steel Liner x 3mt	Moulded Nipple	1.6	●	●	●	●	●	●	●	●	●	●
AM3631-40	Steel Liner x 4mt	Moulded Nipple	1.6	●	●	●	●	●	●	●	●	●	●
AM3631-50	Steel Liner x 5mt	Moulded Nipple	1.6	●	●	●	●	●	●	●	●	●	●



Filler Metal Fe, Fe-MC/FC

Steel Liner Recommended for: Light and medium duty applications

Part No.	Description	Contact Tip	Wire Size mm	M3 Air-Cooled	M4	M5	M6	M4W Liquid-Cooled	M5W/M5WM	M55W/M55WM	M65W/WS	M65WLP	M65WA Auto
AM6SL-1012-20	Steel Liner x 2mt	Standard Series	1.0-1.2	●	●	●	●	●	●	●	●	●	●
AM6SL-1012-30	Steel Liner x 3mt	Standard Series	1.0-1.2	●	●	●	●	●	●	●	●	●	●
AM6SL-1012-40	Steel Liner x 4mt	Standard Series	1.0-1.2	●	●	●	●	●	●	●	●	●	●
AM6SL-1012-50	Steel Liner x 5mt	Standard Series	1.0-1.2	●	●	●	●	●	●	●	●	●	●



AM6SL-16-20	Steel Liner x 2mt	Standard Series	1.6	●	●	●	●	●	●	●	●	●	●
AM6SL-16-30	Steel Liner x 3mt	Standard Series	1.6	●	●	●	●	●	●	●	●	●	●
AM6SL-16-40	Steel Liner x 4mt	Standard Series	1.6	●	●	●	●	●	●	●	●	●	●
AM6SL-16-50	Steel Liner x 5mt	Standard Series	1.6	●	●	●	●	●	●	●	●	●	●



AM6SL-20-20	Steel Liner x 2mt	Standard Series	2.0	●	●	●	●	●	●	●	●	●	●
AM6SL-20-30	Steel Liner x 3mt	Standard Series	2.0	●	●	●	●	●	●	●	●	●	●
AM6SL-20-40	Steel Liner x 4mt	Standard Series	2.0	●	●	●	●	●	●	●	●	●	●
AM6SL-20-50	Steel Liner x 5mt	Standard Series	2.0	●	●	●	●	●	●	●	●	●	●



● Standard wear part range ● Torch package standard wear part set-up

The design, manufacturing and quality systems of Arc Torchology are certified by **BVQI** in accordance with EN/ISO 9001:2015

ARCTORCHHOLOGY.COM

WEAR PARTS

High Performance Series



MAKE WORK
LIFE EASIER

Liners

Filler Metal SS, SS-MC/FC

Stainless Steel Liner Recommended for: Heavy Duty Fe. High amperages and heavy deposition welding

Part No.	Description	Contact Tip	Wire Size mm	Wire Selection																		
				M3	M4	M5	M6	M4W	M5W	M5WM	M55WM	M65W/WS	M65WLP	M65WA Auto								
AM6SSTL-1012-20	Stainless Steel Liner x 2mt	Standard Series	1.0-1.2	●	●	●	●	●	●	●	●	●	●	●	●	●	●	●	●	●	●	●
AM6SSTL-1012-30	Stainless Steel Liner x 3mt	Standard Series	1.0-1.2	●	●	●	●	●	●	●	●	●	●	●	●	●	●	●	●	●	●	●
AM6SSTL-1012-40	Stainless Steel Liner x 4mt	Standard Series	1.0-1.2	●	●	●	●	●	●	●	●	●	●	●	●	●	●	●	●	●	●	●
AM6SSTL-1012-50	Stainless Steel Liner x 5mt	Standard Series	1.0-1.2	●	●	●	●	●	●	●	●	●	●	●	●	●	●	●	●	●	●	●



AM6SSTL-16-20	Stainless Steel Liner x 2mt	A Series	1.6	●	●	●	●	●	●	●	●	●	●	●	●	●	●	●	●	●	●	●
AM6SSTL-16-30	Stainless Steel Liner x 3mt	A Series	1.6	●	●	●	●	●	●	●	●	●	●	●	●	●	●	●	●	●	●	●
AM6SSTL-16-40	Stainless Steel Liner x 4mt	A Series	1.6	●	●	●	●	●	●	●	●	●	●	●	●	●	●	●	●	●	●	●
AM6SSTL-16-50	Stainless Steel Liner x 5mt	A Series	1.6	●	●	●	●	●	●	●	●	●	●	●	●	●	●	●	●	●	●	●



● Standard wear part range ● Torch package standard wear part set-up

Filler Metal

Al - Combi Liner Recommended for: Al, can be used for SS, SS-MC/FC

Part No.	Description	Contact Tip	Wire Size mm	<table border="0"> <tr> <td>M3</td><td>M4</td><td>M5</td><td>M6</td><td>M4W</td><td>M5W</td><td>M5WM</td><td>M55WM</td><td>M65W/WS</td><td>M65WLP</td><td>M65WA Auto</td> </tr> <tr> <td colspan="4">Air-Cooled</td> <td colspan="7">Liquid-Cooled</td> </tr> </table>	M3	M4	M5	M6	M4W	M5W	M5WM	M55WM	M65W/WS	M65WLP	M65WA Auto	Air-Cooled				Liquid-Cooled						
M3	M4	M5	M6	M4W	M5W	M5WM	M55WM	M65W/WS	M65WLP	M65WA Auto																
Air-Cooled				Liquid-Cooled																						
AM1564-30	Combi-Liner x 3mt	A Series	0.8-1.2	●●●●●●●●●●																						
AM1564-40	Combi-Liner x 4mt	A Series	0.8-1.2	●●●●●●●●●●																						
AM1564-50	Combi-Liner x 5mt	A Series	0.8-1.2	●●●●●●●●●●																						
AM2564-30	Combi-Liner x 3mt	A Series	1.2-1.6	●●●●●●●●●●																						
AM2564-40	Combi-Liner x 4mt	A Series	1.2-1.6	●●●●●●●●●●																						
AM2564-50	Combi-Liner x 5mt	A Series	1.2-1.6	●●●●●●●●●●																						



Al - Combi Liner Recommended for: Air-Cooled, Liquid-Cooled frequent / repetitive arc starts

Part No.	Description	Contact Tip	Wire Size mm	<table border="0"> <tr> <td>M3</td><td>M4</td><td>M5</td><td>M6</td><td>M4W</td><td>M5W</td><td>M5WM</td><td>M55WM</td><td>M65W/WS</td><td>M65WLP</td><td>M65WA Auto</td> </tr> <tr> <td colspan="4">Air-Cooled</td> <td colspan="7">Liquid-Cooled</td> </tr> </table>	M3	M4	M5	M6	M4W	M5W	M5WM	M55WM	M65W/WS	M65WLP	M65WA Auto	Air-Cooled				Liquid-Cooled						
M3	M4	M5	M6	M4W	M5W	M5WM	M55WM	M65W/WS	M65WLP	M65WA Auto																
Air-Cooled				Liquid-Cooled																						
AM6CL-1012-20	Combi-Liner x 2mt	A Series	1.0-1.2	●●●●●●●●●●																						
AM6CL-1012-30	Combi-Liner x 3mt	A Series	1.0-1.2	●●●●●●●●●●																						
AM6CL-1012-40	Combi-Liner x 4mt	A Series	1.0-1.2	●●●●●●●●●●																						
AM6CL-1012-50	Combi-Liner x 5mt	A Series	1.0-1.2	●●●●●●●●●●																						



Al - Polyamide Liner

Part No.	Description	Contact Tip	Wire Size mm	<table border="0"> <tr> <td>M3</td><td>M4</td><td>M5</td><td>M6</td><td>M4W</td><td>M5W</td><td>M5WM</td><td>M55WM</td><td>M65W/WS</td><td>M65WLP</td><td>M65WA Auto</td> </tr> <tr> <td colspan="4">Air-Cooled</td> <td colspan="7">Liquid-Cooled</td> </tr> </table>	M3	M4	M5	M6	M4W	M5W	M5WM	M55WM	M65W/WS	M65WLP	M65WA Auto	Air-Cooled				Liquid-Cooled						
M3	M4	M5	M6	M4W	M5W	M5WM	M55WM	M65W/WS	M65WLP	M65WA Auto																
Air-Cooled				Liquid-Cooled																						
AM5PL-1012-30	Polyamide Liner x 3mt	Standard Series	1.0-1.2	●●●●●●●●●●																						
AM5PL-1012-40	Polyamide Liner x 4mt	Standard Series	1.0-1.2	●●●●●●●●●●																						
AM5PL-1012-50	Polyamide Liner x 5mt	Standard Series	1.0-1.2	●●●●●●●●●●																						
AM5PL-1620-30	Polyamide Liner x 3mt	A Series	1.6-2.0	●●●●●●●●●●																						
AM5PL-1620-40	Polyamide Liner x 4mt	A Series	1.6-2.0	●●●●●●●●●●																						
AM5PL-1620-50	Polyamide Liner x 5mt	A Series	1.6-2.0	●●●●●●●●●●																						



WEAR PARTS

High Performance Series



MAKE WORK
LIFE EASIER

Liners

Filler Metal

AI - Combi Liner Recommended for: Air-Cooled, Liquid-Cooled frequent / repetitive arc starts

Part No.	Description	Contact Tip	Wire Size mm	M3 Air-Cooled	M4	M5	M6	M4W Liquid-Cooled	M5W	M55W	M5WM	M55WM	M65W/WS	M65WLP	M65WA Auto
AM6CL-1620-20	Combi-Liner x 2mt	A Series	1.6	●	●	●	●	●	●	●	●	●	●	●	●
AM6CL-1620-30	Combi-Liner x 3mt	A Series	1.6	●	●	●	●	●	●	●	●	●	●	●	●
AM6CL-1620-40	Combi-Liner x 4mt	A Series	1.6	●	●	●	●	●	●	●	●	●	●	●	●
AM6CL-1620-50	Combi-Liner x 5mt	A Series	1.6	●	●	●	●	●	●	●	●	●	●	●	●



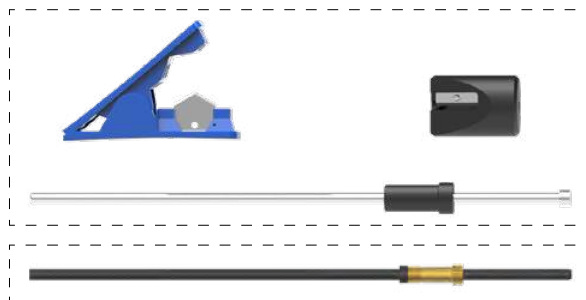
Filler Metal

AI - Soft Wire Liner Recommended for: Liquid-Cooled torches, AISi, Pure Al and copper wires

Part No.	Description	Contact Tip	Wire Size mm	M3 Air-Cooled	M4	M5	M6	M4W Liquid-Cooled	M5W	M55W	M5WM	M55WM	M65W/WS	M65WLP	M65WA Auto
AM6OSWL-1012-20	Soft Wire Liner x 2mt	A Series	1.0-1.2	●	●	●	●	●	●	●	●	●	●	●	●
AM6OSWL-1012-30	Soft Wire Liner x 3mt	A Series	1.0-1.2	●	●	●	●	●	●	●	●	●	●	●	●
AM6OSWL-1012-40	Soft Wire Liner x 4mt	A Series	1.0-1.2	●	●	●	●	●	●	●	●	●	●	●	●
AM6OSWL-1620-20	Soft Wire Liner x 2mt	A Series	1.6-2.0	●	●	●	●	●	●	●	●	●	●	●	●
AM6OSWL-1620-30	Soft Wire Liner x 3mt	A Series	1.6-2.0	●	●	●	●	●	●	●	●	●	●	●	●
AM6OSWL-1620-40	Soft Wire Liner x 4mt	A Series	1.6-2.0	●	●	●	●	●	●	●	●	●	●	●	●



AMOSW_LINER-T	Soft Wire / Combi-Liner Set-up Kit			●	●	●	●	●	●	●	●	●	●	●	●
AMCLST-KITS	Combi-Liner Set-up Kit			●	●	●	●	●	●	●	●	●	●	●	●
AMOSWLG	Soft Wire Liner Gaset			●	●	●	●	●	●	●	●	●	●	●	●



● Standard wear part range ● Torch package standard wear part set-up

WEAR PARTS

High Performance Series




MAKE WORK
LIFE EASIER

Neck Jump Liners

Filler Metal Fe, Fe-FC/MC

Part No.	Description	Contact Tip	Wire Size mm	M3 M4 M5 M6 M4W M5W M55W M5WM M55WM M65W/WS M65WLP M65WA Auto									
				Air-Cooled			Liquid-Cooled						
AM5WMJL-1012	Neck Jump Liner - Hard Wire(L:181mm)	Brass Nipple	1.0-1.2	●	●	●	●	●	●	●	●	●	●
AM5WMJL-1620	Neck Jump Liner - Hard Wire(L:181mm)	Brass Nipple	1.6-2.0	●	●	●	●	●	●	●	●	●	●
AM55WMJL-1012	Neck Jump Liner - Hard Wire(L:184.8mm)	Brass Nipple	1.0-1.2	●	●	●	●	●	●	●	●	●	●
AM55WMJL-1620	Neck Jump Liner - Hard Wire(L:184.8mm)	Brass Nipple	1.6-2.0	●	●	●	●	●	●	●	●	●	●



Al, Copper, SS, SS-FC.MC

AM5WMJL-1012-B	Neck Jump Liner - Soft Wire(L:181mm)	Brass Nipple	1.0-1.2	●	●	●	●	●	●	●	●	●	●
AM5WMJL-1620-B	Neck Jump Liner - Soft Wire(L:181mm)	Brass Nipple	1.6-2.0	●	●	●	●	●	●	●	●	●	●
AM55WMJL-1012-B	Neck Jump Liner - Soft Wire(L:184.8mm)	Brass Nipple	1.0-1.2	●	●	●	●	●	●	●	●	●	●
AM55WMJL-1620-B	Neck Jump Liner - Soft Wire(L:184.8mm)	Brass Nipple	1.6-2.0	●	●	●	●	●	●	●	●	●	●



● Standard wear part range ● Torch package standard wear part set-up

RETROFIT HEATSHIELD



MAKE WORK
LIFE EASIER

The Retrofit Heatshield offers optimal protection for the welder's hand in situations where there is a high degree of reflected heat.

The Heatshield easily snaps into place and can be adjusted through 360 degrees to provide hand protection in hard-to-reach areas.

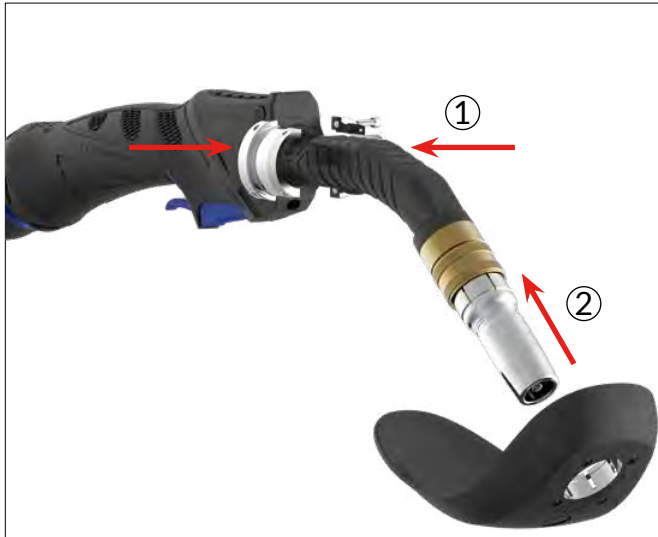
Standard Style



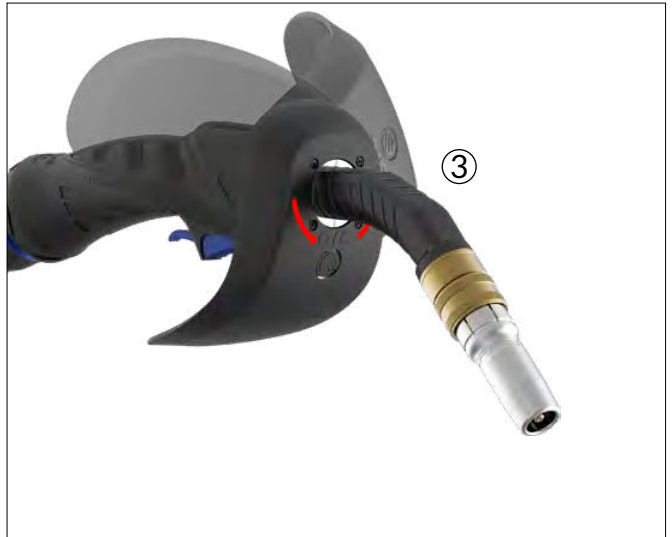
Pistol Grip Style



Installation



1. Attach Heat Shield Holder to the swan neck, tighten with allen key.
2. Slide the Heatshield along the swan neck. Once you hear a click it is installed correctly.



3. The heat shield can be adjusted 360° around the heat shield holder according to the user's needs.

Heat Shields

M4
M5
M6
M5W/M5WM
M55W/M55WM
M65W/WS
M65WLP
Air-Cooled
Liquid-Cooled



Part No.	Description	
AMHS	Heat Shield for Standard Handle	● ● ● ● ● ● ● ●



AMPHS	Heat Shield for Pistol Handle	● ● ● ● ● ● ● ●
-------	-------------------------------	-----------------



AM4001HS	Heat Shield Holder	● ● ● ● ● ● ● ●
AM6001HS	Heat Shield Holder	● ● ● ● ● ● ● ●
AM5002HS	Heat Shield Holder	● ● ● ● ● ● ● ●
AM5502HS	Heat Shield Holder	● ● ● ● ● ● ● ●
AM6502HS	Heat Shield Holder	● ● ● ● ● ● ● ●
AM6502PHS	Heat Shield Holder	● ● ● ● ● ● ● ●

SAY HELLO

TO OUR VISION OF THE FUTURE

Arc T

ARC M SERIES

Make Work Life Easier

MPA001 / 2024.11



MAKE WORK
LIFE EASIER